R-1683 IMAGE MEDIA 28-32-01 250 8-83 6948F

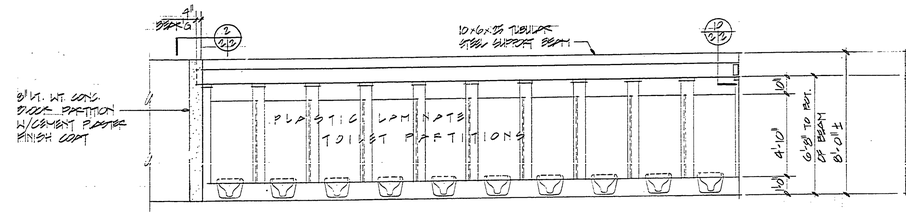

• INTERIOR ELEVATION • 6 (2/2) 1/4" : ONE FOOT

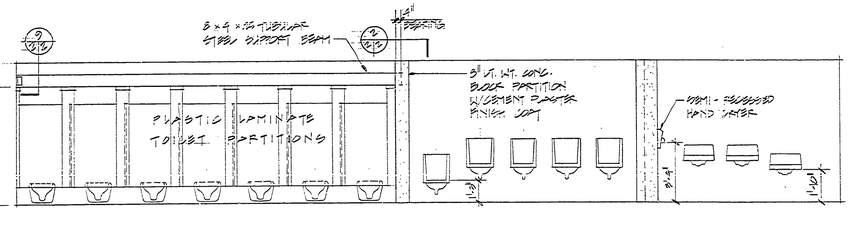

• INTERIOR ELEVATION • 7 (2/2) 1/4" : ONE FOOT

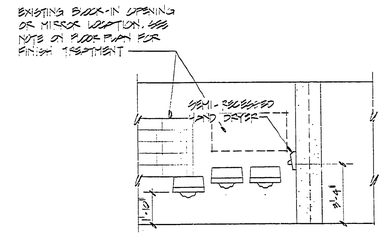

• INTERIOR ELEVATION • 8 (2/2) 1/4" : ONE FOOT

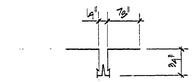

• TYP. USG PLASTER CONTROL JOINT •
HALF SIZE

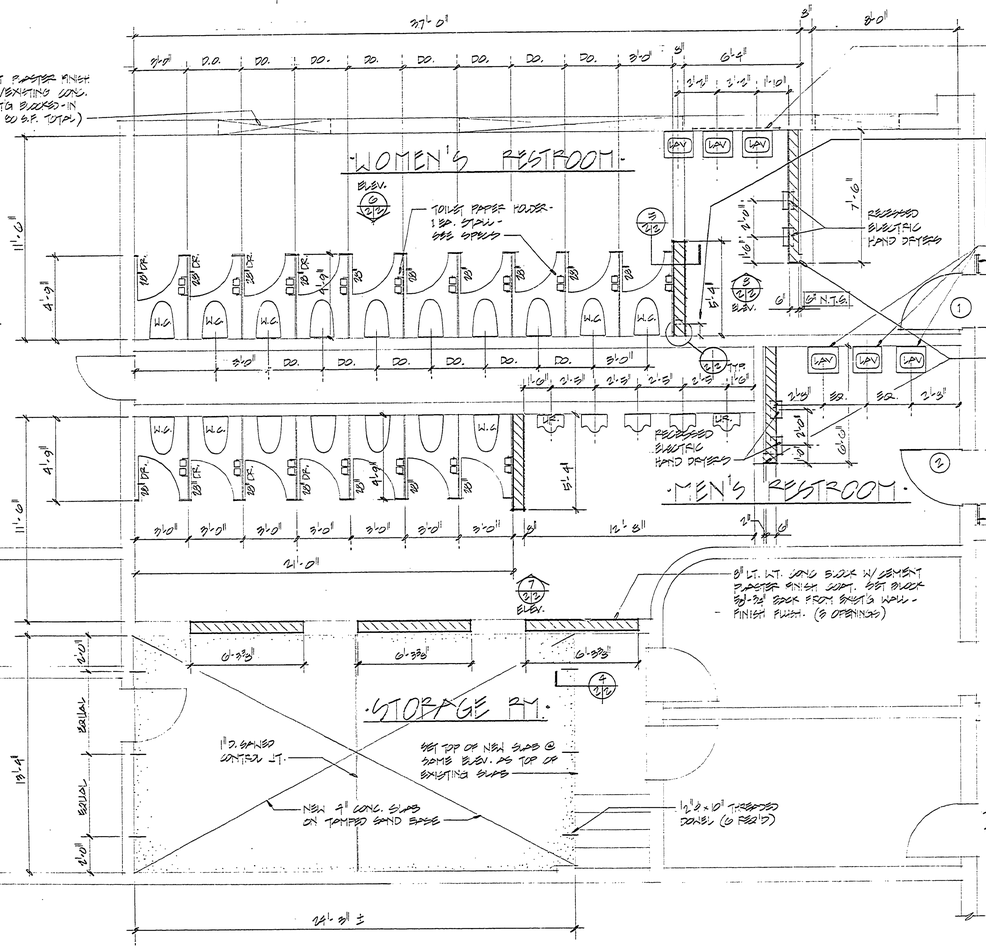

• FLOOR PLAN - TOILET AREA • 1/4" : ONE FOOT

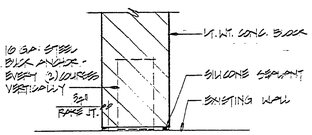

• DETAIL • 1 (2/2) 1/2" : ONE FOOT

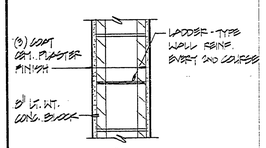

• SECTION • 5 (2/2)
SCALE: 1" = ONE FOOT

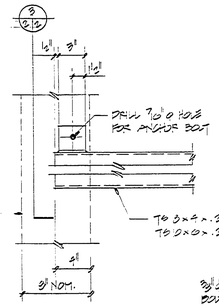

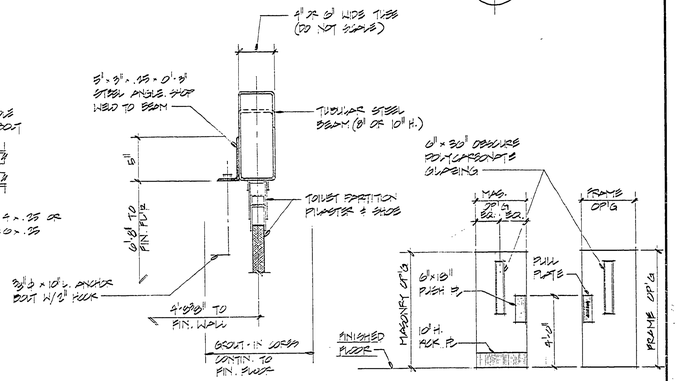

• SECTION • 1 (2/2) 1/2" : ONE FOOT

• SECTION • 3 (2/2) 1/2" : ONE FOOT

ELEV'S @ DOORS 1 2
1/4" : ONE FOOT

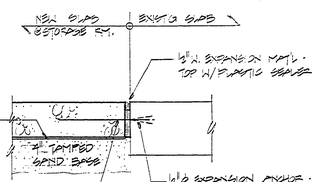

• SECTION • 4 (2/2) 1/2" : ONE FOOT

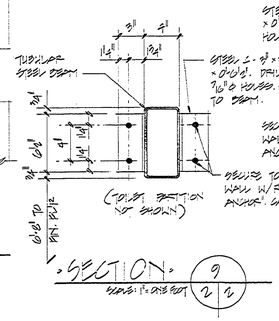

• SECTION • 9 (2/2)
SCALE: 1" = ONE FOOT

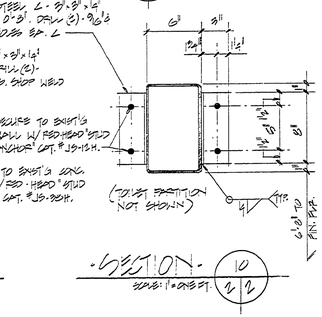

• SECTION • 10 (2/2)
SCALE: 1" = ONE FT.

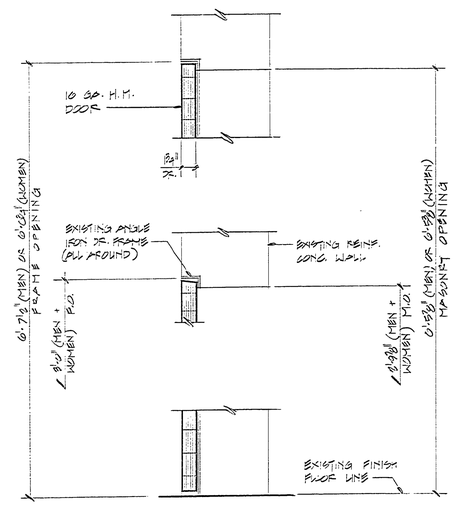

• DOOR DETAILS •
1/4" : ONE FOOT

NOTES: REMOVE EXISTING DOORS. FIELD MEASURE EXISTING OPENINGS.

ADJUST HARDWARE AS REQUIRED. DOORS TO BE GALVANIZED STEEL.

SURVEYED BY		DRAWN BY	SEPT. '90	NO.	DATE	BY	REVISIONS	NO.	DATE	BY	REVISIONS		
DESIGNED BY		CHECKED BY		1.				3.					
	DATE		DATE	2.				4.					

MICHIGAN
DEPARTMENT OF NATURAL RESOURCES

FLOOR PLAN, INTERIOR ELEV'S, SECTIONS, DETAILS
SHEET TITLE

MUSKEGON STATE PARK
AREA OR PARK

BEACHHOUSE TOILET REMODELING
PROJECT

PROJECT NO. 24-1590

SHEET 2 OF 3

PLAN NO. A-1188