R-1683 IMAGE MEDIA 25-32-01 250 5-83 6948F

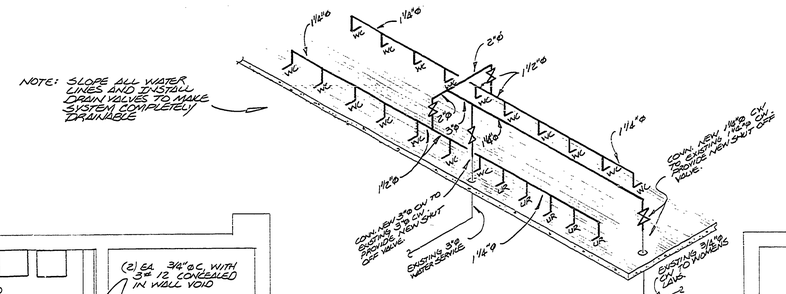

WATER SUPPLY RISER FOR PIPE ALLEY

NOT TO SCALE

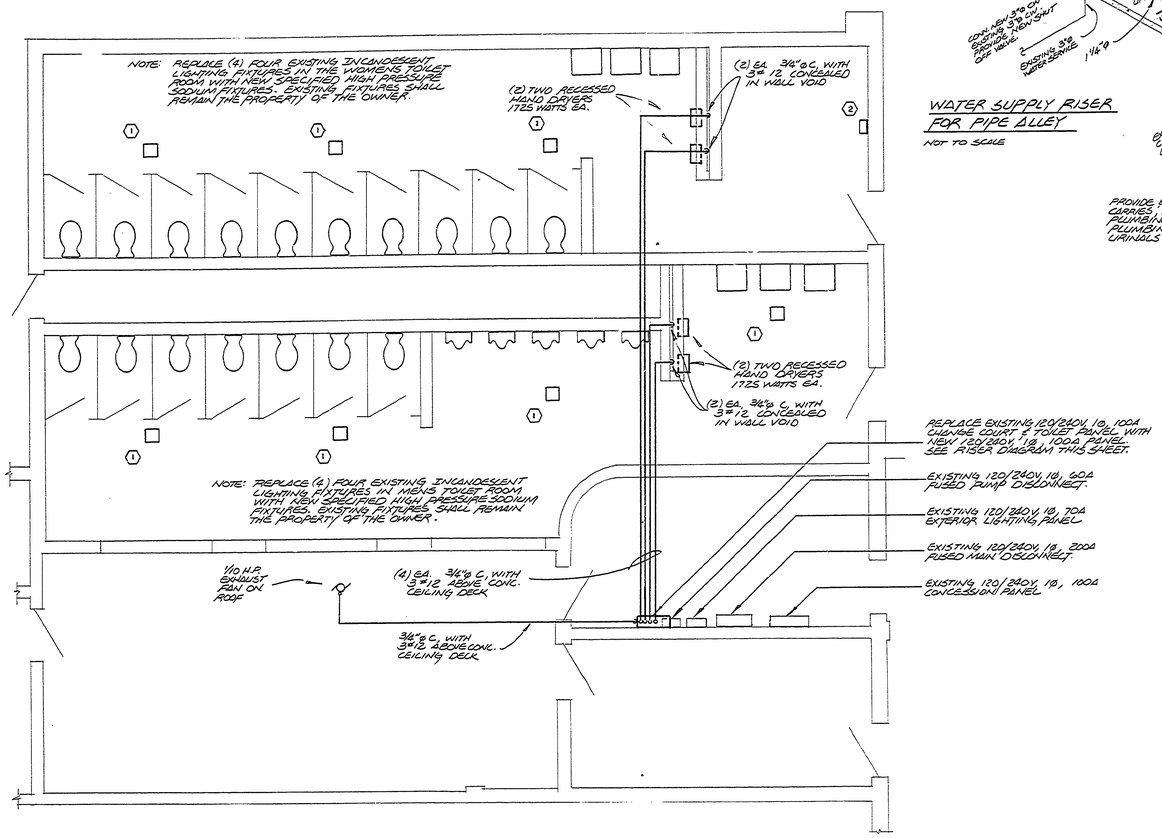

ELECTRICAL FLOOR PLAN

SCALE 1/4" = 1'-0"

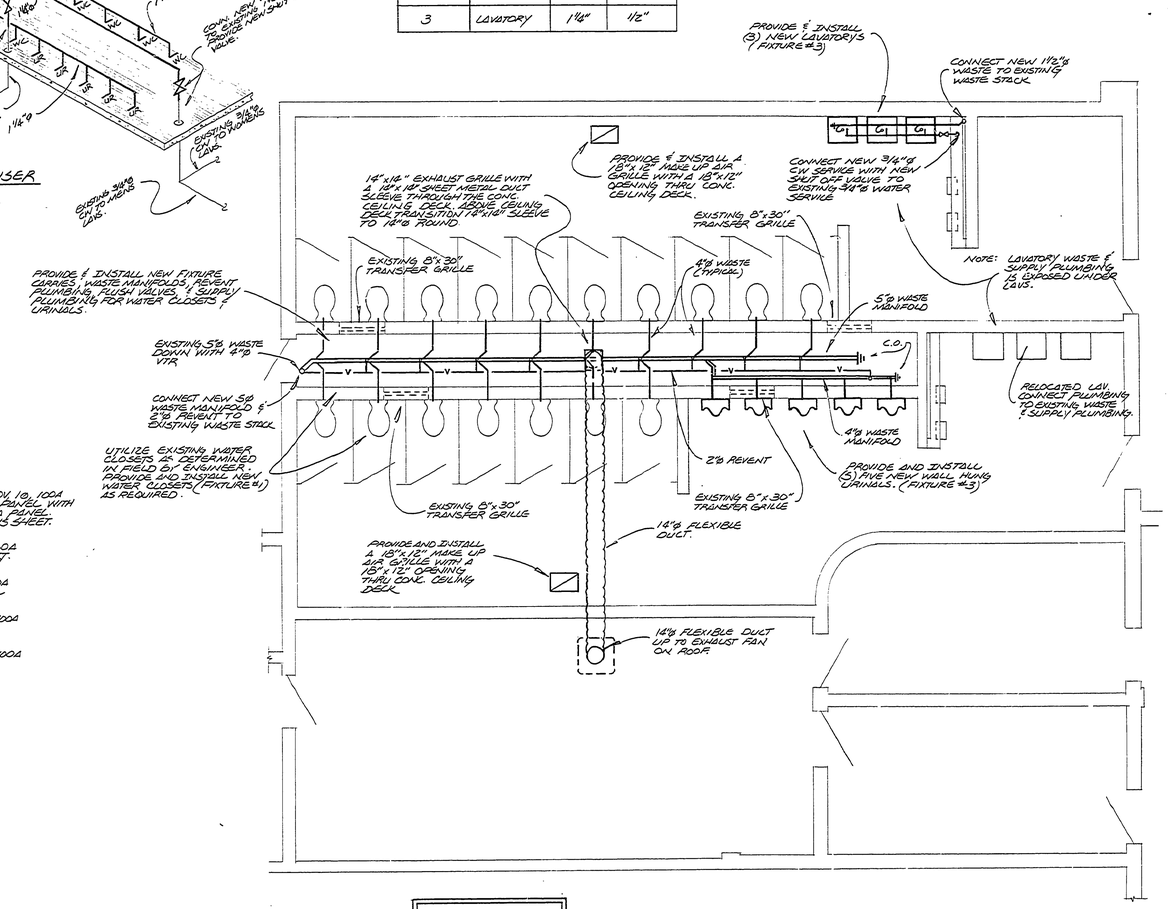

MECHANICAL FLOOR PLAN

SCALE 1/4" = 1'-0"

PLUMBING SCHEDULE			
FIXTURE NO.	FIXTURE	WASTE	C.W. SUPPLY
1	WATER CLOSET	4"	1"
2	URINAL	3"	3/4"
3	LAVATORY	1¼"	1/2"

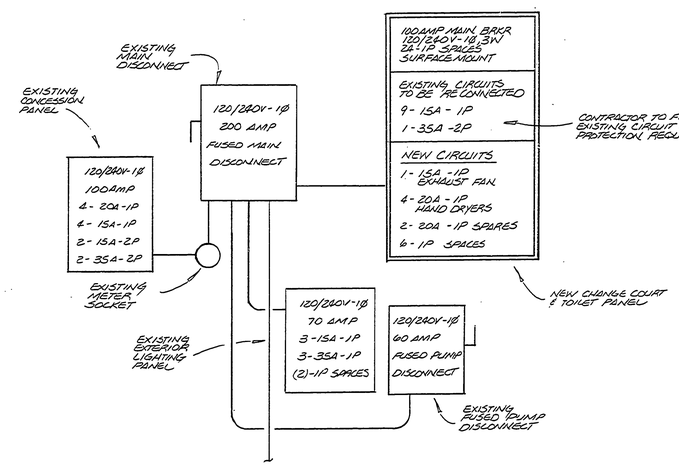

LIGHTING FIXTURE SCHEDULE						
NO.	MFR.	CATALOG NUMBER	DESCRIPTION	LAMPS	DIFFUSER	REMARKS
1	LUMARK	HPVR-PB-35-120V-LL	HIGH PRESSURE SODIUM VANDAL RESISTANT CEILING MOUNT FIXTURE	35 WATT H.P.S. MED BASE	PRISMATIC POLYCARBONATE	UL LISTED WET LOCATIONS. PROVIDE WITH TAMPER PROOF SCREWS.
2	LUMARK	HPVR-PB-35-120V-LL	HIGH PRESSURE SODIUM VANDAL RESISTANT WALL MOUNT FIXTURE	35 WATT H.P.S. MED BASE	PRISMATIC POLYCARBONATE	UL LISTED WET LOCATIONS. PROVIDE WITH TAMPER PROOF SCREWS.

SURVEYED BY		DRAWN BY J. B.	10/85	NO.	DATE	BY	REVISIONS	NO.	DATE	BY	REVISIONS	MICHIGAN DEPARTMENT OF NATURAL RESOURCES	ELECTRICAL AND MECHANICAL FLOOR PLANS SHEET TITLE	MUSKEGON STATE PARK AREA OR PARK	PROJECT NO. 24-2590
DESIGNED BY		CHECKED BY		1.				3.						BEACHHOUSE TOILET REMODELING PROJECT	SHEET 3 OF 3 PLAN NO. A-1188
	DATE		DATE	2.				4.							