R-1683 IMAGE MEDIA 28-32-01 250 8-83 6948F

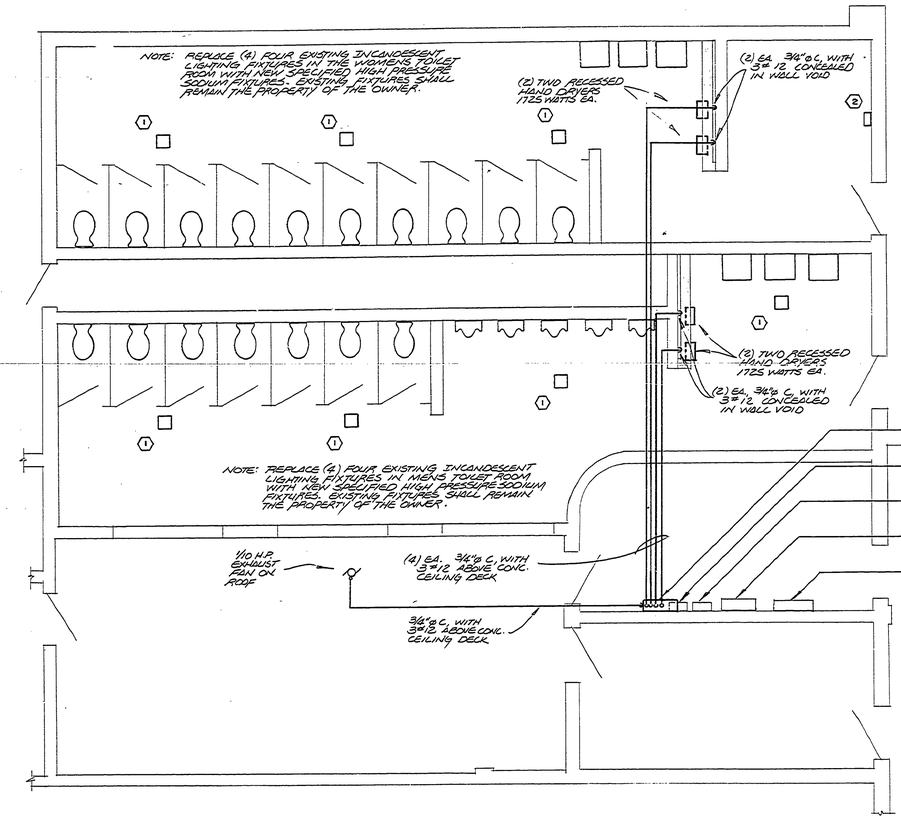

ELECTRICAL FLOOR PLAN
SCALE 1/4" = 1'-0"

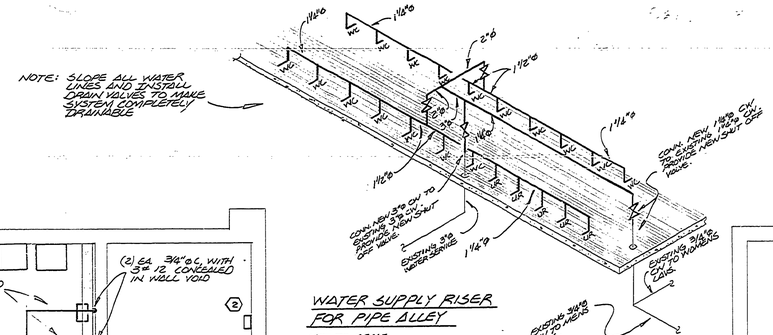

WATER SUPPLY RISER FOR PIPE ALLEY
NOT TO SCALE

PLUMBING SCHEDULE			
FIXTURE NO.	FIXTURE	WASTE	C.W. SUPPLY
1	WATER CLOSET	4"	1"
2	URINAL	3"	3/4"
3	LAVATORY	1 1/2"	1/2"

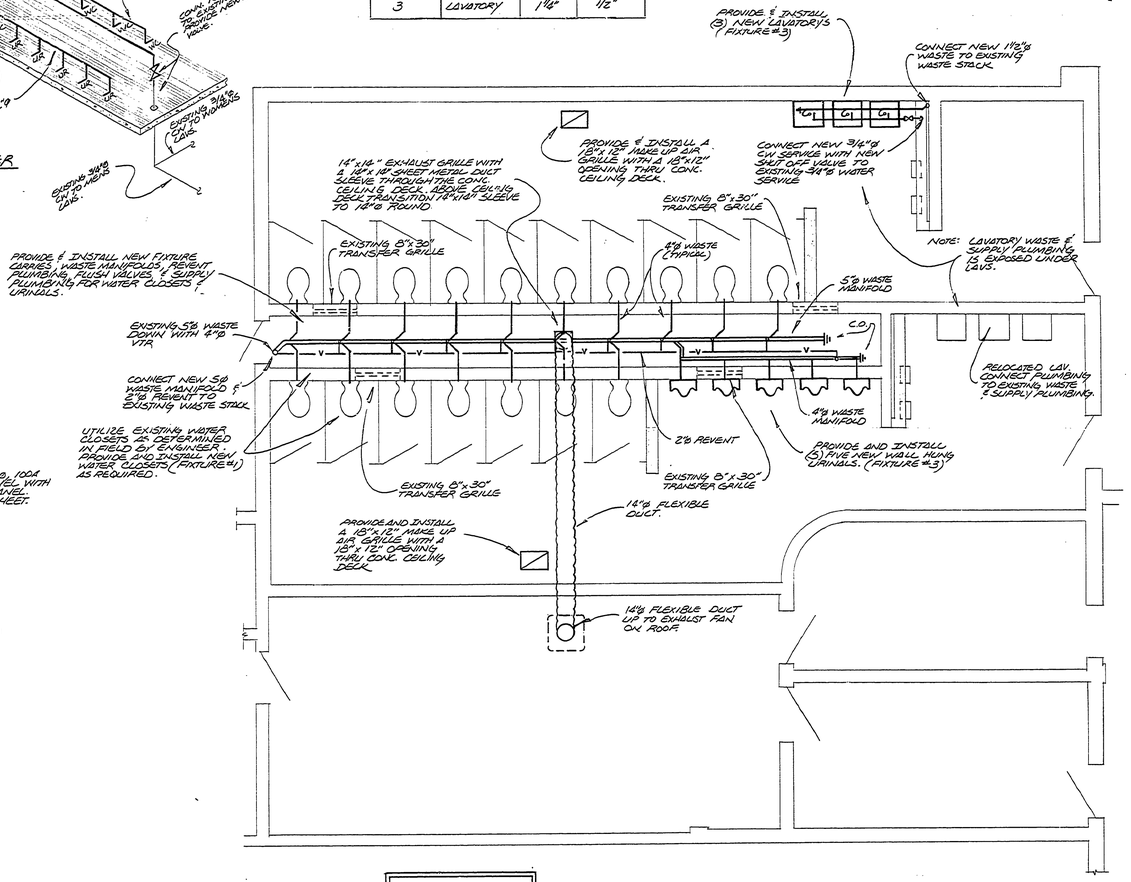

MECHANICAL FLOOR PLAN
SCALE 1/4" = 1'-0"

LIGHTING FIXTURE SCHEDULE						
NO.	MFR.	CATALOG NUMBER	DESCRIPTION	LAMPS	DIFFUSER	REMARKS
1	LUMARK	HPVR-PB-35-120V-LL	HIGH PRESSURE SODIUM VANDAL RESISTANT CEILING MOUNT FIXTURE	35 WATT H.P.S. MED BASE	PRISMATIC POLYCARBONATE	UL LISTED WET LOCATIONS. PROVIDE WITH TAMPER PROOF SCREWS.
2	LUMARK	HPVR-PB-35-120V-LL	HIGH PRESSURE SODIUM VANDAL RESISTANT WALL MOUNT FIXTURE	35 WATT H.P.S. MED BASE	PRISMATIC POLYCARBONATE	UL LISTED WET LOCATIONS. PROVIDE WITH TAMPER PROOF SCREWS.

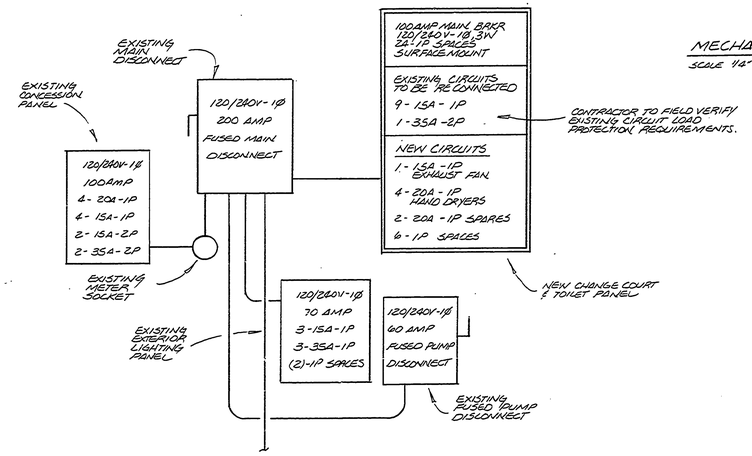

SURVEYED BY		DRAWN BY J. B.	10/85	NO.	DATE	BY	REVISIONS	NO.	DATE	BY	REVISIONS	MICHIGAN DEPARTMENT OF NATURAL RESOURCES	ELECTRICAL AND MECHANICAL FLOOR PLANS (SHEET TITLE)
DESIGNED BY		CHECKED BY		1.				3.					
	DATE		DATE	2.				4.					

AREA OR PARK: MUSKEGON STATE PARK
PROJECT: BEACHHOUSE TOILET REMODELING
PROJECT NO. 24-2590
SHEET 3 OF 3
PLAN NO. A-118B