R-1683 IMAGE MEDIA 21-32-01 300 2-79 68874

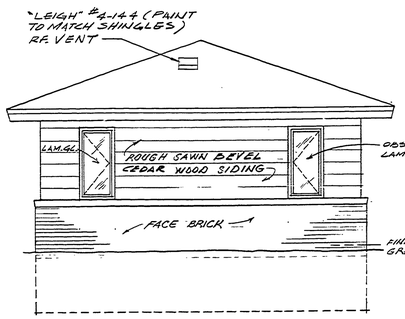

REAR ELEVATION

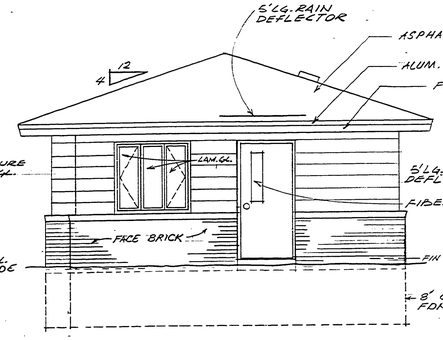

RIGHT ELEVATION

SCALE: 1/4" = 1'-0"

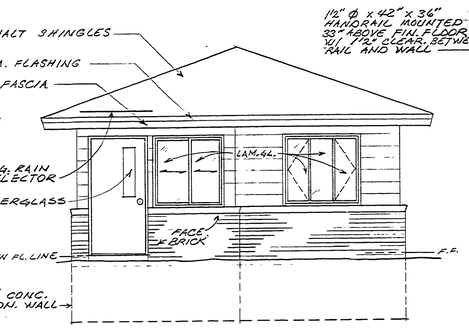

FRONT ELEVATION

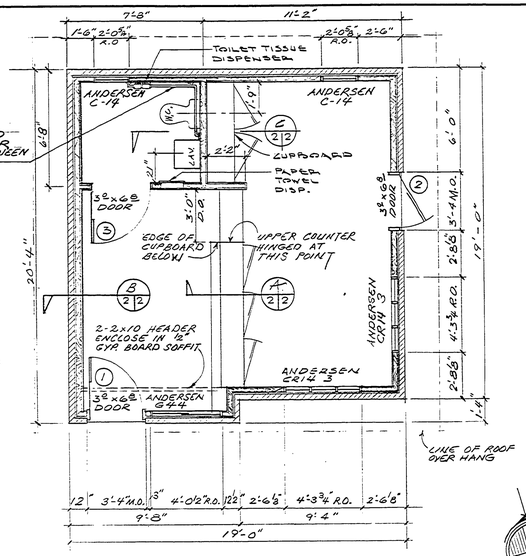

FLOOR PLAN

SC.: 1/4" = 1'-0"

ALL WINDOW & DR. HEADERS SHALL BE 2-2x12⁵

FINISH WINDOW ON THE INSIDE W/ 1 1/16" x 2¼" PINE CASING

PROVIDE ½" PRESS. TREATED REMOVABLE PLYW'D. WINTERIZING PANELS FOR ALL WINDOWS.

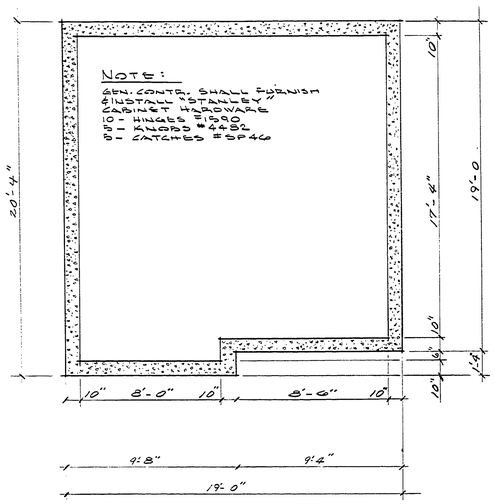

FOUNDATION PLAN

SC.: 1/4" = 1'-0"

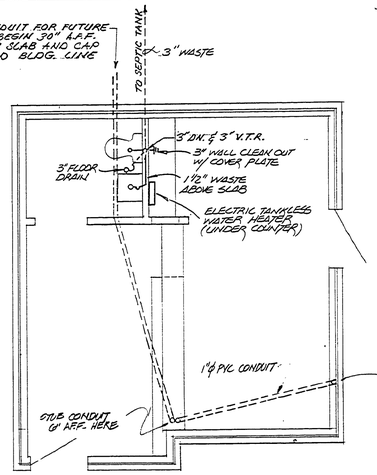

UNDERSLAB MECHANICAL PLAN

SCALE 1/4" = 1'-0"

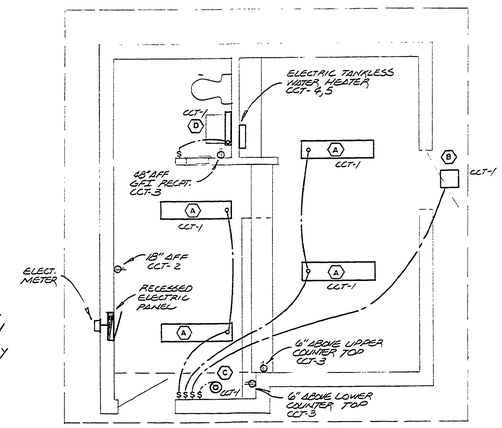

ELECTRICAL FLOOR PLAN

SCALE 1/4" = 1'-0"

ELECTRICAL NOTES

1. ALL DEVICE BOXES TO BE RECESSED.
2. ALL WIRE TO BE IN CONDUIT AND CONCEALED IN WALLS AND ABOVE CEILING.
3. CIRCUIT NUMBERS ON THE FLOOR PLAN REPRESENT SINGLE POLE SPACES IN THE ELECT PANEL AND DO NOT CORRESPOND TO ACTUAL PANEL PAIRING.

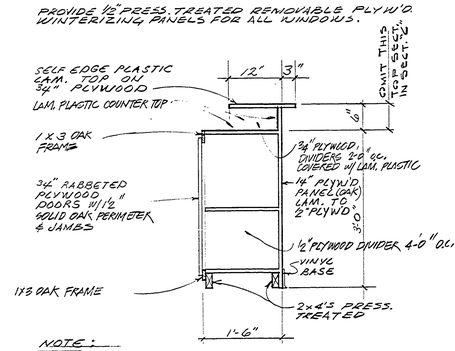

NOTE:

1. ALL WOOD ¾" PLYWOOD UNLESS OTHERWISE SPECIFIED
2. OMIT ½" OAK PLYW'D. PANELING & VINYL BASE IN SECT. "C"

SECTION (A 2|2) (C 2|2)

SCALE: ¾" = 1'-0"

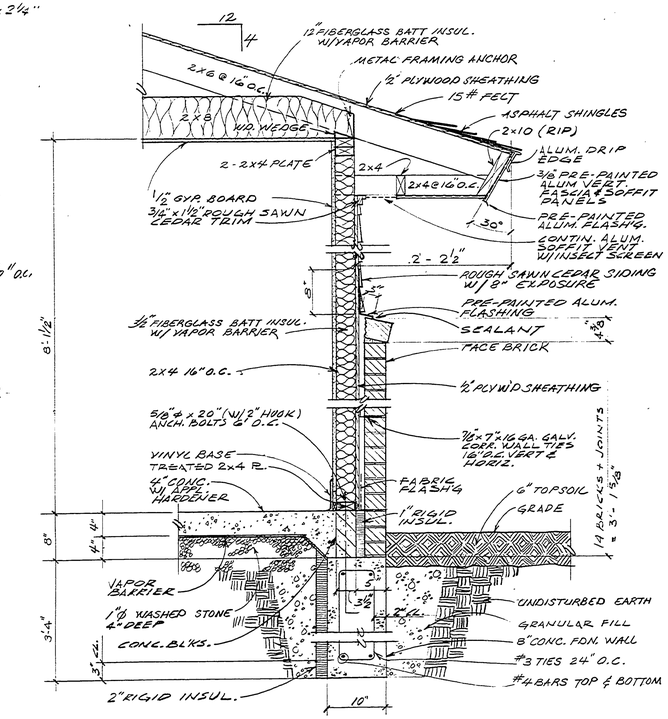

WALL SECTION (TYP.) (B 2|2)

SCALE 1" = 1'-0"

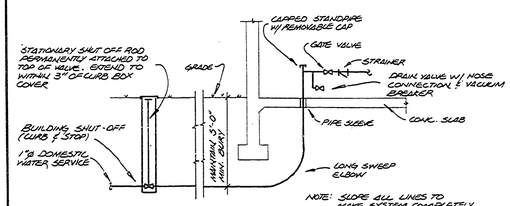

WATER SERVICE ENTRANCE

NOT TO SCALE

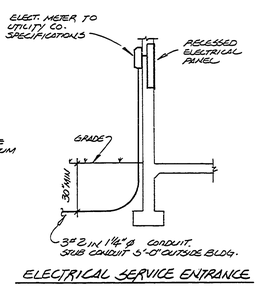

ELECTRICAL SERVICE ENTRANCE

NOT TO SCALE

ELECTRICAL PANEL	
120/240 V. 1Ø 3W 100 AMP MAIN BREAKER 42 SINGLE POLE SPACES RECESSED PANEL	
CIRCUIT BREAKERS	
20A-1P RECPT.	20A-1P LIGHTS
60A-2P ELECT. WATER HEATER	20A-1P RECPTS
	20A-1P SPARE
1P SPACE	1P SPACE
1P SPACE	1P SPACE
1P SPACE	1P SPACE

GROUNDING AS PER NEC SECT. 250

ELECTRICAL PANEL

NOT TO SCALE

LIGHTING FIXTURE SCHEDULE

SIGN	MFR.	CAT NO.	DESCRIPTION	LAMPS	DIFFUSER	REMARKS
A	METALUX	WS 240 A	1'x4' SURFACE FLUORESCENT	(2) F40 CWX	ACRYLIC	—
B	McPHILBEN	42 B24 P RS MB	50 RECESSED HIGH PRESSURE SODIUM EXT.	(1) S0N E-17	IMPACT RESISTANT TEMPERED GLASS	RECESS IN SOFFIT, CENTERED ABOVE DOOR.
C	McPHILBEN	43A-6210-P-MB	RECESSED INCANDESCENT	(1) 60W A-19	FRESNEL	RECESS IN SOFFIT, CENTERED ABOVE WINDOW.
D	ALKCO	6220	2' WALL MT. FLUORESCENT	(2) 20W T8	ACRYLIC	WALL MOUNT 7'-0" AFF CENTERED ON LAVATORY

SURVEYED BY		DRAWN BY		NO.	DATE	BY	REVISIONS	NO.	DATE	BY	REVISIONS	MICHIGAN DEPARTMENT OF NATURAL RESOURCES	REGISTRATION BLDG. PLANS; ELEVATIONS & DETAILS (SHEET TITLE)
DESIGNED BY		CHECKED BY		1.				3.					
	DATE		DATE	2.				4.					

AREA OR PARK: SLEEPY HOLLOW STATE PARK

PROJECT: CAMPGROUND REGISTRATION BUILDING

PROJECT NO. 24-2388

SHEET 2 OF 21

PLAN NO. A104