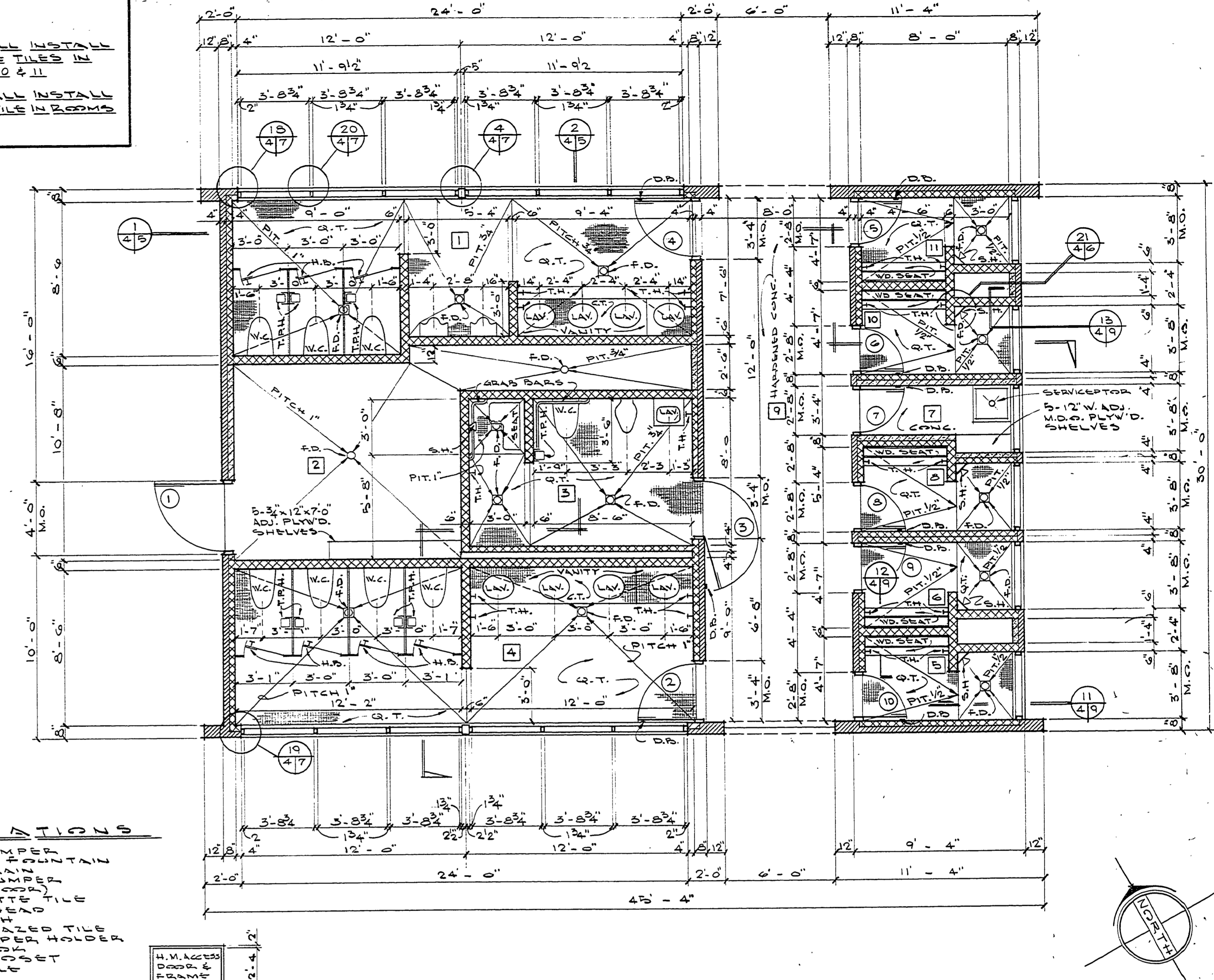
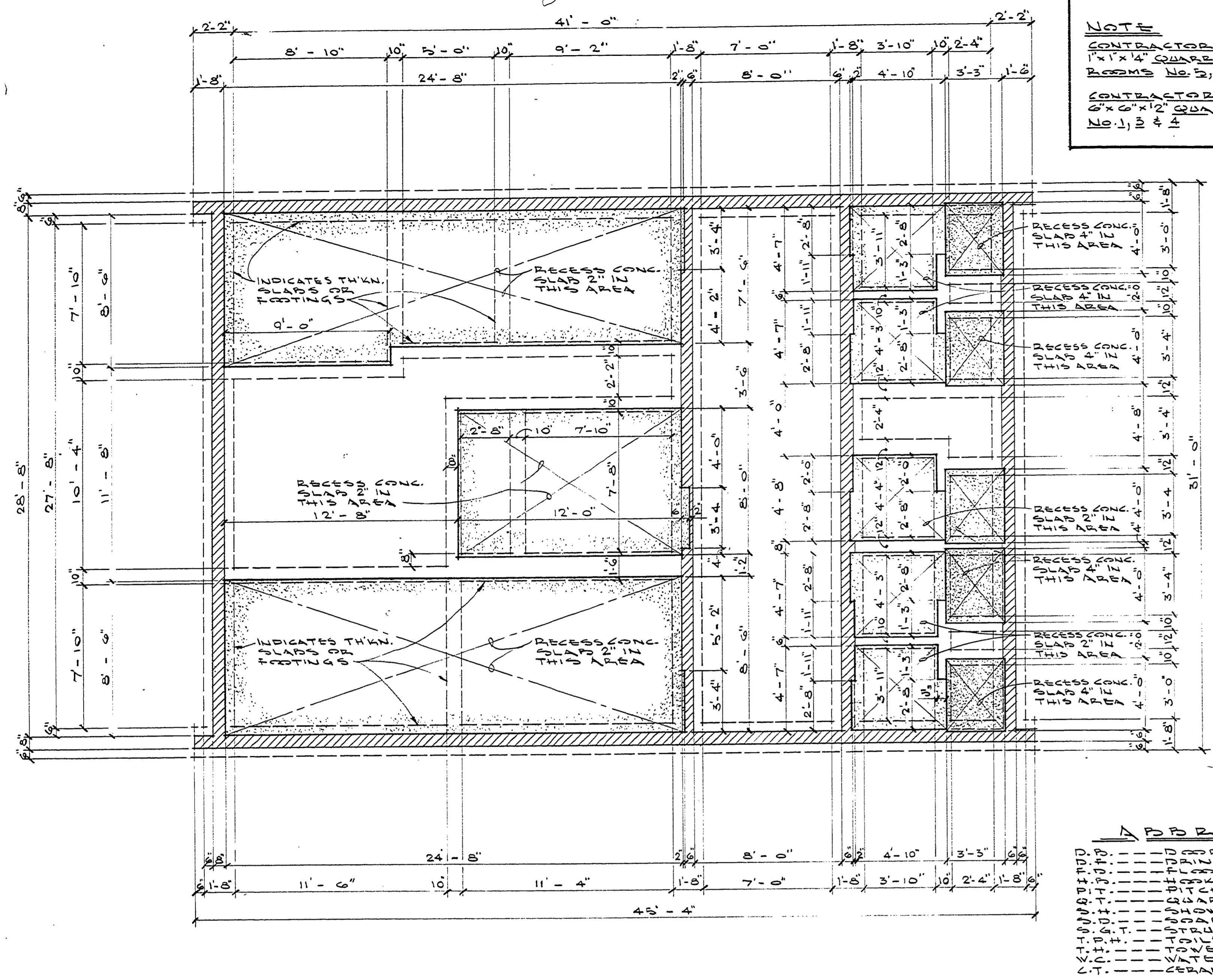
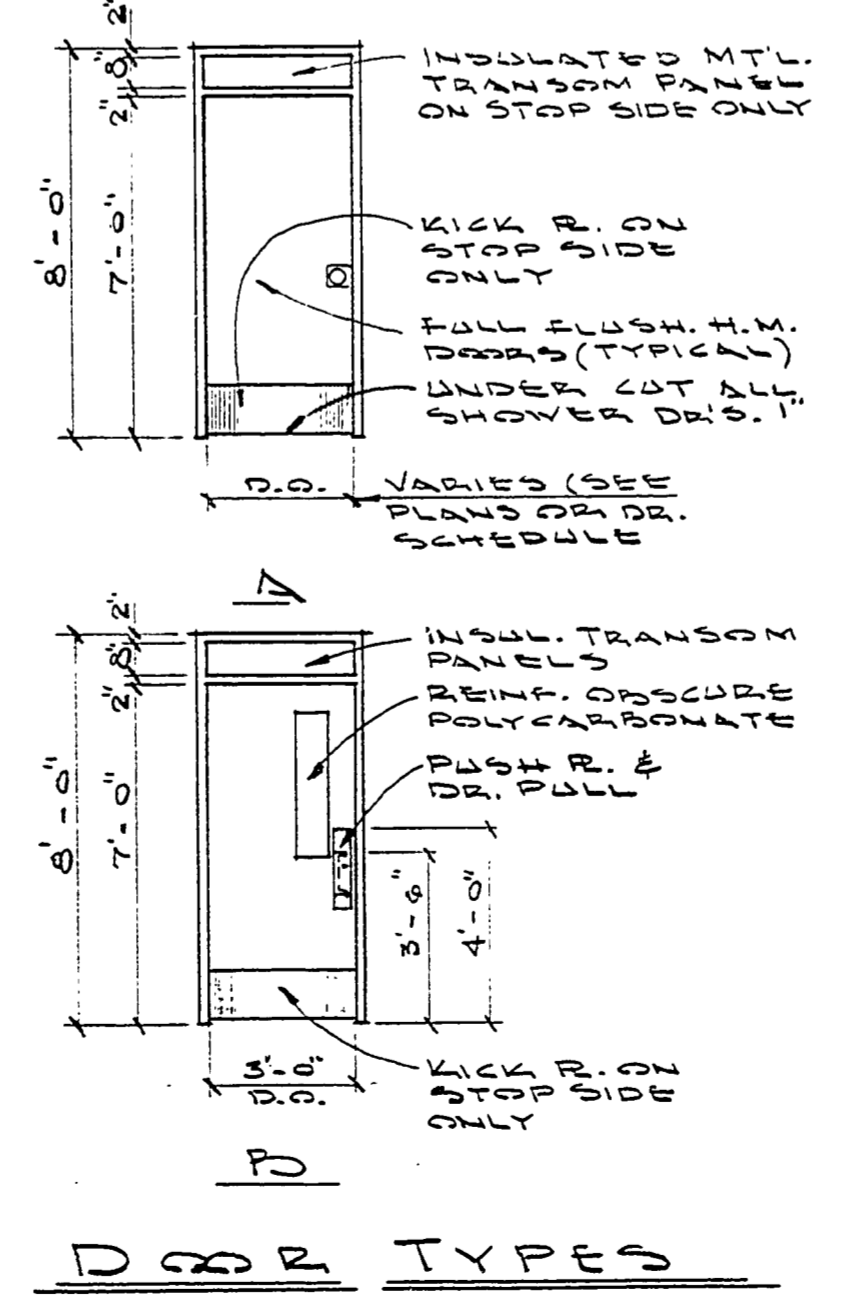


**NOTE**  
 CONTRACTOR SHALL INSTALL  
 1" x 1" QUARRY TILE IN  
 ROOMS NO. 3, 6, 8, 10 & 11  
 CONTRACTOR SHALL INSTALL  
 6" x 6" QUARRY TILE IN ROOMS  
 NO. 1, 10 & 14



**DOOR SCHEDULE**

NO.	TYPE	FROM	TO	HAND	OPNG. SIZE	GLASS	FRAME SILE	GLASS	CLOSER	HEAD	JAMB	THRS. HOLD	REMARKS
1.	A	EXTERIOR	PIPE ALLEY #2	L.H.R.	5'-8" x 7'-0"	18	2" x 5 3/4"	16		H2	J2		
2.	B	PASSAGE #9	WOMEN'S TOILET #4	L.H.	3'-0" x 7'-0"	18	2" x 5 3/4"	16	1-REQD.	H1	J1	T1	
3.	B	PASSAGE #9	HANDICAP RESTRM. #3	L.H.	3'-0" x 7'-0"	18	2" x 5 3/4"	16	1-REQD.	H1	J1	T1	
4.	B	PASSAGE #9	MEN'S TOILET #1	R.H.	3'-0" x 7'-0"	18	2" x 5 3/4"	16	1-REQD.	H1	J1	T1	
5.	A	PASSAGE #9	SHOWER #11	L.H.	2'-4" x 7'-0"	18	2" x 5 3/4"	16	1-REQD.	H1	J1	T1	GLASS SET TO HOLD DOOR OPEN. NO. 10. NO. 11. NO. 12. NO. 13. NO. 14. NO. 15. NO. 16. NO. 17. NO. 18. NO. 19. NO. 20. NO. 21. NO. 22. NO. 23. NO. 24. NO. 25. NO. 26. NO. 27. NO. 28. NO. 29. NO. 30. NO. 31. NO. 32. NO. 33. NO. 34. NO. 35. NO. 36. NO. 37. NO. 38. NO. 39. NO. 40. NO. 41. NO. 42. NO. 43. NO. 44. NO. 45. NO. 46. NO. 47. NO. 48. NO. 49. NO. 50. NO. 51. NO. 52. NO. 53. NO. 54. NO. 55. NO. 56. NO. 57. NO. 58. NO. 59. NO. 60. NO. 61. NO. 62. NO. 63. NO. 64. NO. 65. NO. 66. NO. 67. NO. 68. NO. 69. NO. 70. NO. 71. NO. 72. NO. 73. NO. 74. NO. 75. NO. 76. NO. 77. NO. 78. NO. 79. NO. 80. NO. 81. NO. 82. NO. 83. NO. 84. NO. 85. NO. 86. NO. 87. NO. 88. NO. 89. NO. 90. NO. 91. NO. 92. NO. 93. NO. 94. NO. 95. NO. 96. NO. 97. NO. 98. NO. 99. NO. 100.
6.	A	PASSAGE #9	SHOWER #10	R.H.	2'-4" x 7'-0"	18	2" x 5 3/4"	16	1-REQD.	H1	J1 & J3	T1	
7.	A	PASSAGE #9	CLOSET #7	L.H.	2'-4" x 7'-0"	18	2" x 5 3/4"	16	1-REQD.	H2	J3	T1	
8.	A	PASSAGE #9	SHOWER #8	R.H.	2'-4" x 7'-0"	18	2" x 5 3/4"	16	1-REQD.	H1	J1	T1	
9.	A	PASSAGE #9	SHOWER #6	L.H.	2'-4" x 7'-0"	18	2" x 5 3/4"	16	1-REQD.	H1	J1	T1	
10.	A	PASSAGE #9	SHOWER #5	R.H.	2'-4" x 7'-0"	18	2" x 5 3/4"	16	1-REQD.	H1	J1	T1	
11.	C	HANDICAP RESTRM. #3	PIPE ALLEY & STORAGE #2	R.H.R.	3'-8" x 2'-4"	18	2" x 5 3/4"	16		H4	J4		SEE SHEET NO. 4 FOR LOCATION OF DOORS #11 & 12
12.	C	HANDICAP RESTRM.	PIPE ALLEY & STORAGE	R.H.R.	3'-8" x 2'-4"	18	2" x 5 3/4"	16		H4	J4		



**ROOM FINISH SCHEDULE**

ROOM NO.	RM. NAME	FLOOR	BASE	WALLS	CEILING	REMARKS
1	MEN'S TOILET	QUARRY TILES OR QUARRY TILE HARDWEAR CONCRETE	CONCRETE	GLAZED TILE	GLAZED TILE	
2	PIPE ALLEY & STORAGE	CONCRETE	CONCRETE	GLAZED TILE	GLAZED TILE	
3	HANDICAP RESTROOM	CONCRETE	CONCRETE	GLAZED TILE	GLAZED TILE	
4	WOMEN'S TOILET	QUARRY TILES OR QUARRY TILE HARDWEAR CONCRETE	CONCRETE	GLAZED TILE	GLAZED TILE	
5 & 6	DRYING AREA & SHOWERS	QUARRY TILES OR QUARRY TILE HARDWEAR CONCRETE	CONCRETE	GLAZED TILE	GLAZED TILE	O.Q.T. BASE IN SHOWER AREA ONLY
7	CLOSET	CONCRETE	CONCRETE	GLAZED TILE	GLAZED TILE	CEILING - EXPOSED CONSTRUCTION
8	DRYING AREA & SHOWERS	QUARRY TILES OR QUARRY TILE HARDWEAR CONCRETE	CONCRETE	GLAZED TILE	GLAZED TILE	O.Q.T. BASE IN SHOWER AREA ONLY
9	PASSAGE	CONCRETE	CONCRETE	GLAZED TILE	GLAZED TILE	BASE - FACE BRICK
10 & 11	DRYING AREA & SHOWERS	QUARRY TILES OR QUARRY TILE HARDWEAR CONCRETE	CONCRETE	GLAZED TILE	GLAZED TILE	O.Q.T. BASE IN SHOWER AREA ONLY * FASCIA & SOFFITS ONLY (STAIN)