R-1683 IMAGE MEDIA 28-32-01 250 8-83 6948F

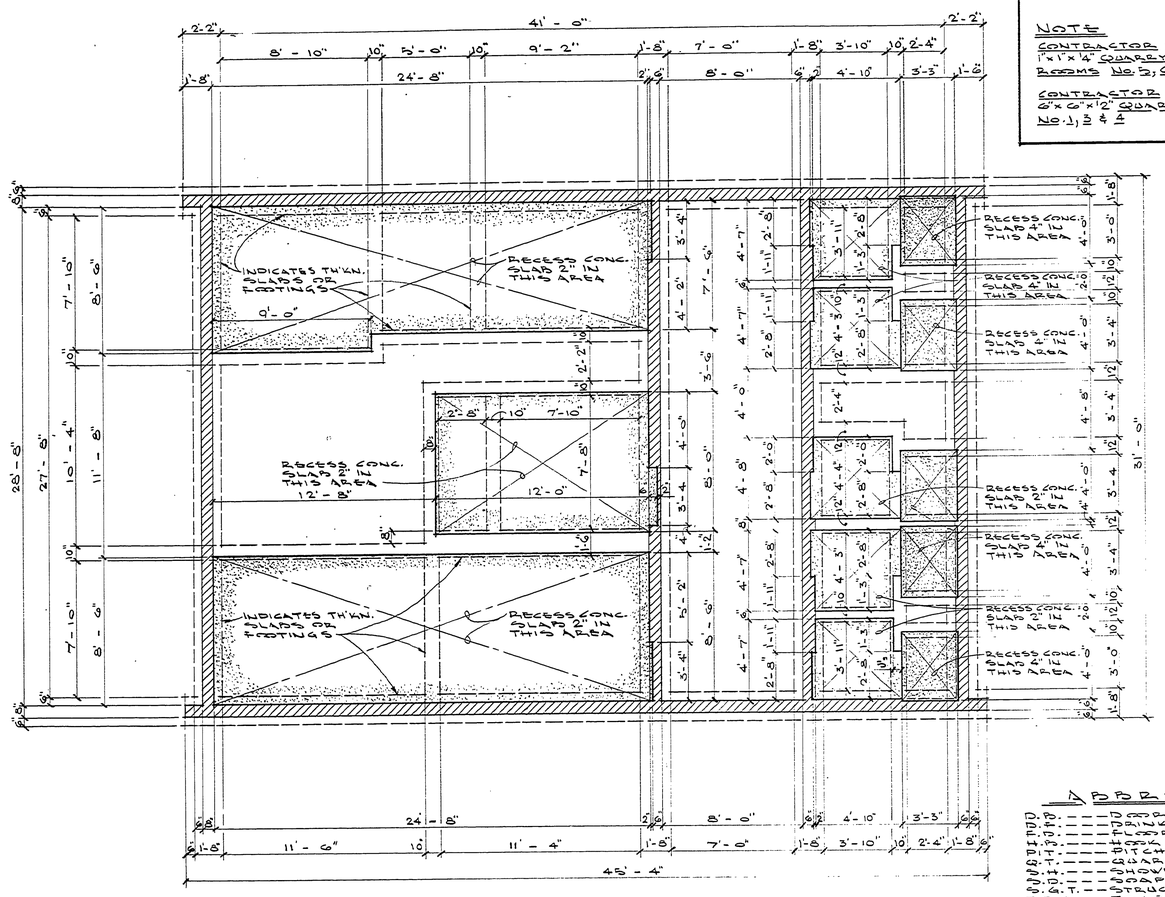

FOUNDATION PLAN

SCALE 1/4" = 1'-0"

NOTE

CONTRACTOR SHALL INSTALL 1"x1'x1'4" QUARRYETTE TILES IN ROOMS No. 5, 6, 8, 10 & 11

CONTRACTOR SHALL INSTALL 6"x6"x12" QUARRY TILE IN ROOMS No. 1, 3 & 4

ABBREVIATIONS

D.B. --- DOOR BUMPER
D.F. --- DRINKING FOUNTAIN
F.D. --- FLOOR DRAIN
H.B. --- HOOK & BUMPER
PIT. --- PITCH (FLOOR)
Q.T. --- QUARRYETTE TILE
S.H. --- SHOWER HEAD
S.D. --- SOAP DISH
S.G.T. --- STRUCT. GLAZED TILE
T.P.H. --- TOILET PAPER HOLDER
T.H. --- TOWEL HOOK
W.C. --- WATER CLOSET
C.T. --- CERAMIC TILE

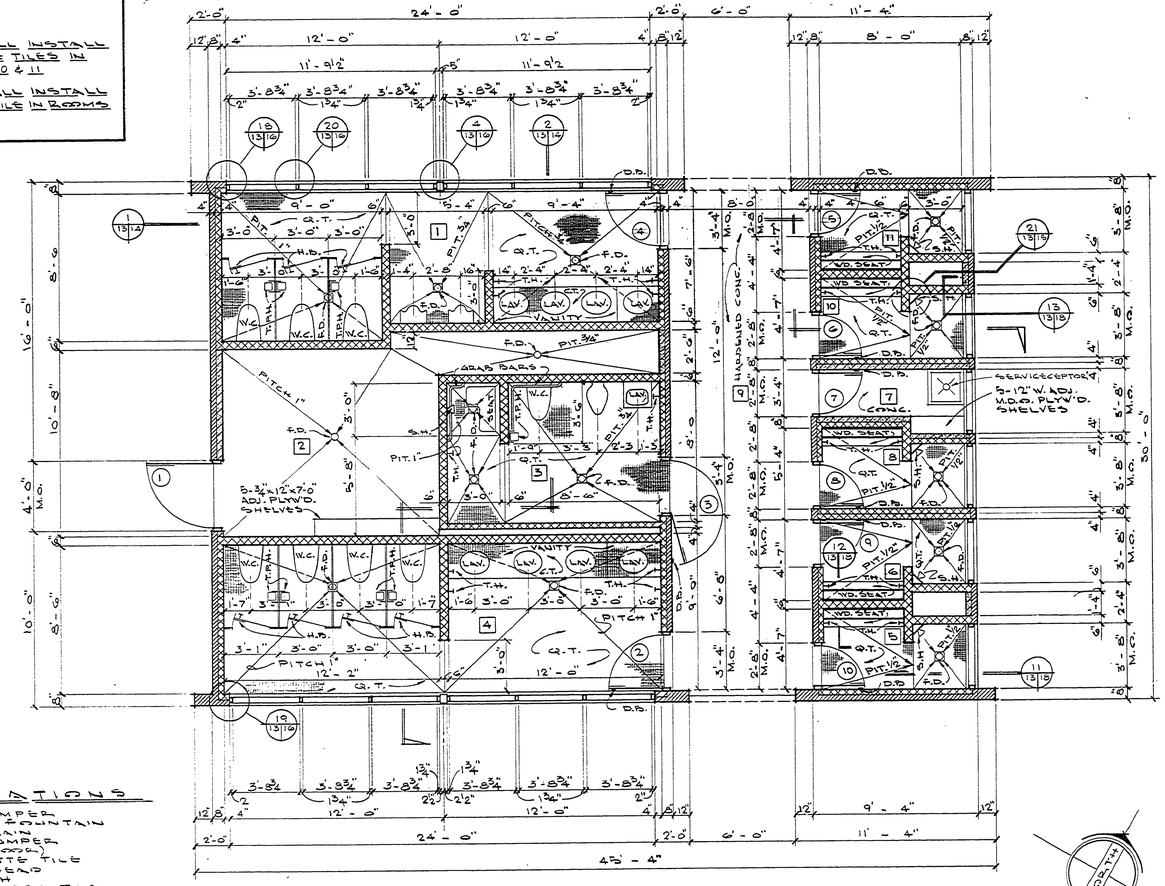

FLOOR PLAN

SCALE 1/4" = 1'-0"

C

DOOR SCHEDULE

No.	Type	From	To	Hand	Opng. Size	Gage	Frame Size	Gage	Closer	Head	Jamb	Thres Hold	Remarks
1.	A	Exterior	Pipe Alley #2	L.H.R.	3'-8" x 7'-0"	18	2" x 5¾"	16		H2	J2		
2.	B	Passage #9	Women's Toilet #4	L.H.	3'-0" x 7'-0"	18	2" x 5¾"	16	1-Req'd.	H1	J1	T1	
3.	B	Passage #9	Handicap Restrm. #3	L.H.	3'-0" x 7'-0"	18	2" x 5¾"	16	1-Req'd.	H1	J1	T1	
4.	B	Passage #9	Men's Toilet #1	R.H.	3'-0" x 7'-0"	18	2" x 5¾"	16	1-Req'd.	H1	J1	T1	
5.	A	Passage #9	Shower #11	L.H.	2'-4" x 7'-0"	18	2" x 5¾"	16	1-Req'd.	H1	J1	T1	Closer set to hold shower drs. No's. 5 & 6 open 15° when unoccupied.
6.	A	Passage #9	Shower #10	R.H.	2'-4" x 7'-0"	18	2" x 5¾"	16	1-Req'd.	H1	J1 & J3	T1	
7.	A	Passage #9	Closet #7	L.H.	2'-4" x 7'-0"	18	2" x 5¾"	16		H2	J3		
8.	A	Passage #9	Shower #8	R.H.	2'-4" x 7'-0"	18	2" x 5¾"	16	1-Req'd	H1	J1	T1	
9.	A	Passage #9	Shower #6	L.H.	2'-4" x 7'-0"	18	2" x 5¾"	16	1-Req'd.	H1	J1	T1	Closer set to hold shower drs. No's. 8 & 10 open 15° when unoccupied
10.	A	Passage #9	Shower #5	R.H.	2'-4" x 7'-0"	18	2" x 5¾"	16	1-Req'd.	H1	J1	T1	
11	C	Handicap Rest Rm. #3	Pipe Alley & Storage #2	R.H.R.	3'-8" x 2'-4"	18"	2" x 3¾"	16		H4	J4		See sheet No. 4 for location of doors #11 & 12
12	C	Handicap Rest Rm.	Pipe Alley & Storage	R.H.R.	3'-8" x 2'-4"	18	2" x 3¾	16		H4	J4		

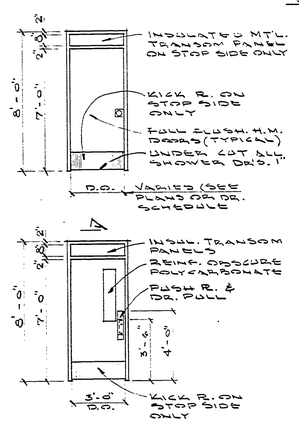

DOOR TYPES

ROOM FINISH SCHEDULE

Room No.	Rm. Name	Floor: Quarryettes or Quarry Tile	Floor: Hardened Concrete	Floor: Concrete	Base: Cove Struct. Glazed Tile	Base: Cove Quarryettes Base	Base: Unglazed Face of Struct. Tile	Walls: Light Weight Conc. Blocks	Walls: Struct. Glazed Facing Tile	Walls: Unglazed Face of Struct. Tile	Walls: Light Weight Conc. Blocks	Walls: Face Brick	Ceilings: 3/8" Cdar. Ply'd. (Texture 1-11) Grooved 8" O.C.	Ceilings: 1/16" Tempered Hdbd.	Ceilings: Cedar (Stain)	Ceilings: Alum. Clad Lay-in Panels	Remarks
1	Men's Toilet	●			●				●					●			
2	Pipe Alley & Storage			●			●	●		●	●						Ceiling - exposed construction
3	Handicap Restroom	●			●				●						●		
4	Women's Toilet	●			●				●					●			
5 & 6	Drying Area & Showers	●			●	●○			●							●	○ Q.T. base in shower area only
7	Closet			●			●	●		●	●						Ceiling - exposed construction
8	Drying Area & Shower	●			●	●○			●							●	○ Q.T. base in shower area only
9	Passage		●									●	●*	●			Base - face brick
10 & 11	Drying Area & Showers	●			●	●○			●							●	○ Q.T. base in shower area only * Fascia & soffits only (stain)

Surveyed by		Drawn by	
Designed by		Checked by	
	Date		Date

No.	Date	By	Revisions	No.	Date	By	Revisions
1.				3.			
2.				4.			

MICHIGAN
DEPARTMENT OF NATURAL RESOURCES

PLANS AND SCHEDULES
Sheet Title

Area or Park: Sleepy Hollow State Park
Project: Toilet & Shower Bldg. South Campground

Project No. 24-2588
Sheet 13 of 21
Plan No. A-104