R-1683 IMAGE MEDIA 21-32-01 300 6-81 76507*

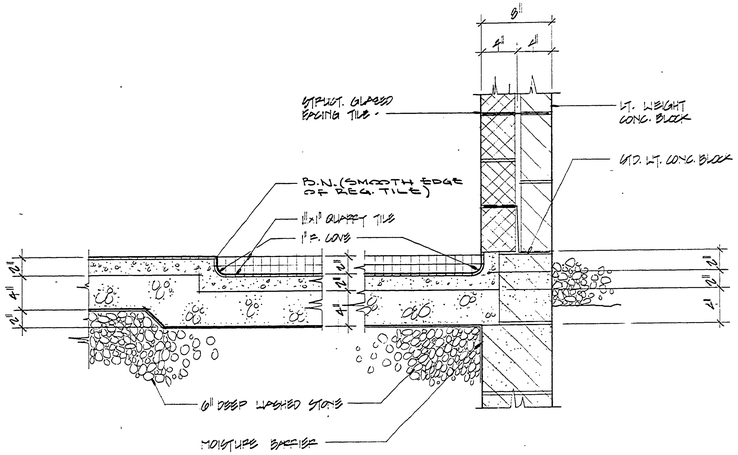

·SECTION· 11 / 13,14|18 1½":ONE FOOT

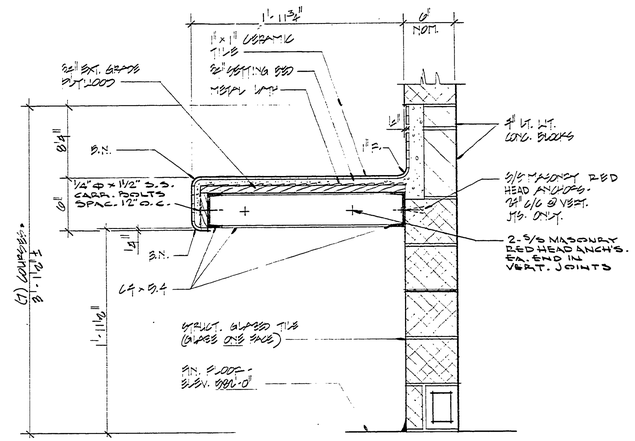

·SECTION· 4 / 14|18 1½":ONE FOOT

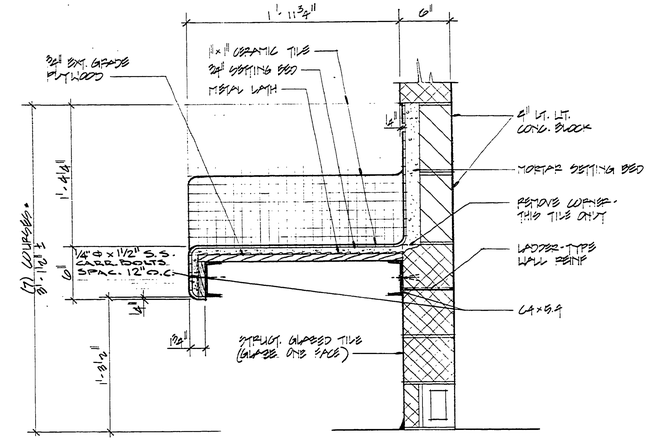

·SECTION· 15 / 13|18 1½":ONE FOOT

NOTE: ANCHORS

ALUM. SHOWER SEAT BRACKETS TO STL. CHANNEL - AV. DRAWER SMALL PIE FASTEN TO MASONRY WITH "RED HEAD" RED1-CHEM ANCHORS. DRILL 7/16 Ø HOLES FOR 3/8" Ø RED1-CHEM ANCH. CAPULES NO. CHEM-1088 & S.S. ANCH. RODS W/ NUTS & WASHERS NO. CHS-3850 INSTALL ACCORDING TO MFGR'S. INSTRUCTIONS.

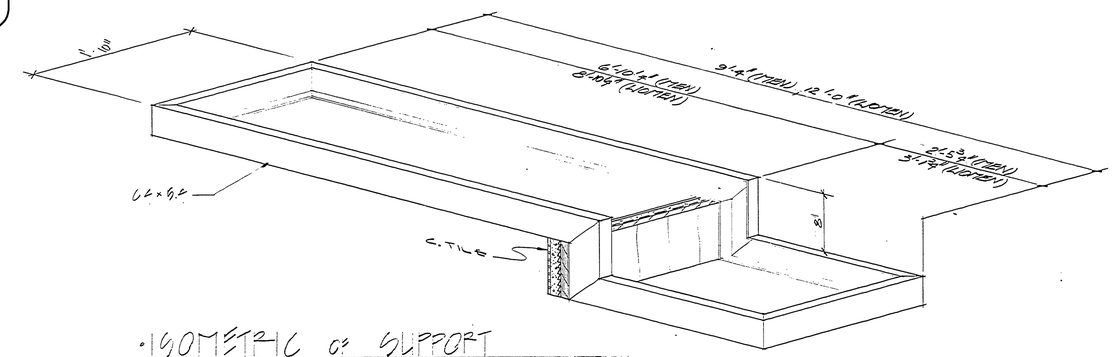

·ISOMETRIC OF SUPPORT CHANNEL UNDER LAVS.
NOT TO SCALE

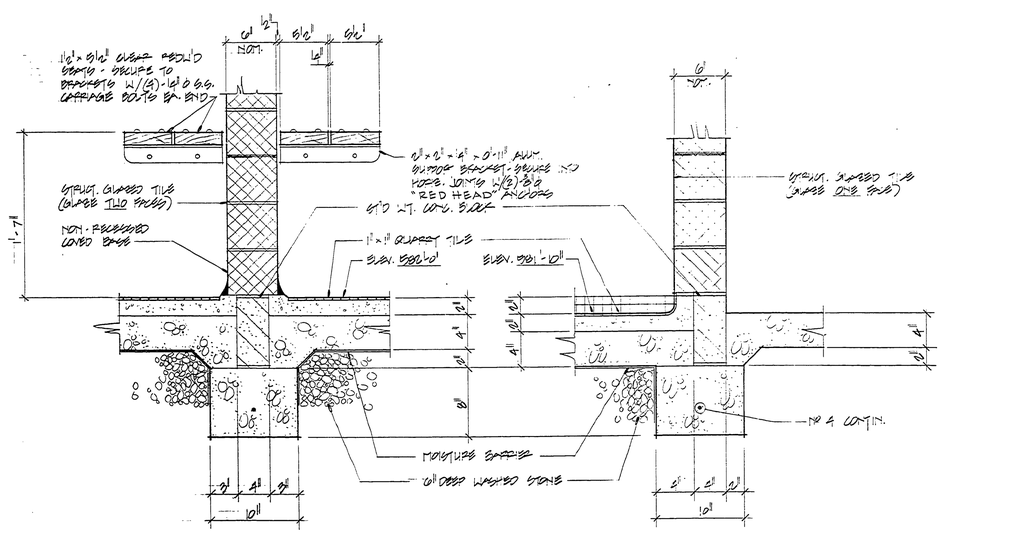

·SECTION· 12 / 13|18 1½":ONE FOOT

·SECTION· 13 / 13|18 1½":ONE FOOT



·SECTION· 16 / 14,15|18 1½":ONE FOOT

·TYP. END BEARING DET. FOR STL TUBES·
1½":ONE FOOT

SURVEYED BY		DRAWN BY	JULY '84	NO.	DATE	BY	REVISIONS	NO.	DATE	BY	REVISIONS	MICHIGAN DEPARTMENT OF NATURAL RESOURCES	SECTIONS & DETAILS
DESIGNED BY		CHECKED BY		1.				3.					SHEET TITLE
	DATE		DATE	2.				4.					

AREA OR PARK: SLEEPY HOLLOW STATE PARK
PROJECT: TOILET & SHOWER BLDG. SOUTH CAMPGROUND
PROJECT NO. 24-2588
SHEET 18 OF 21
PLAN NO. A-104