R-1653 IMAGE MEDIA 28-32-01 250 8-83 6948F

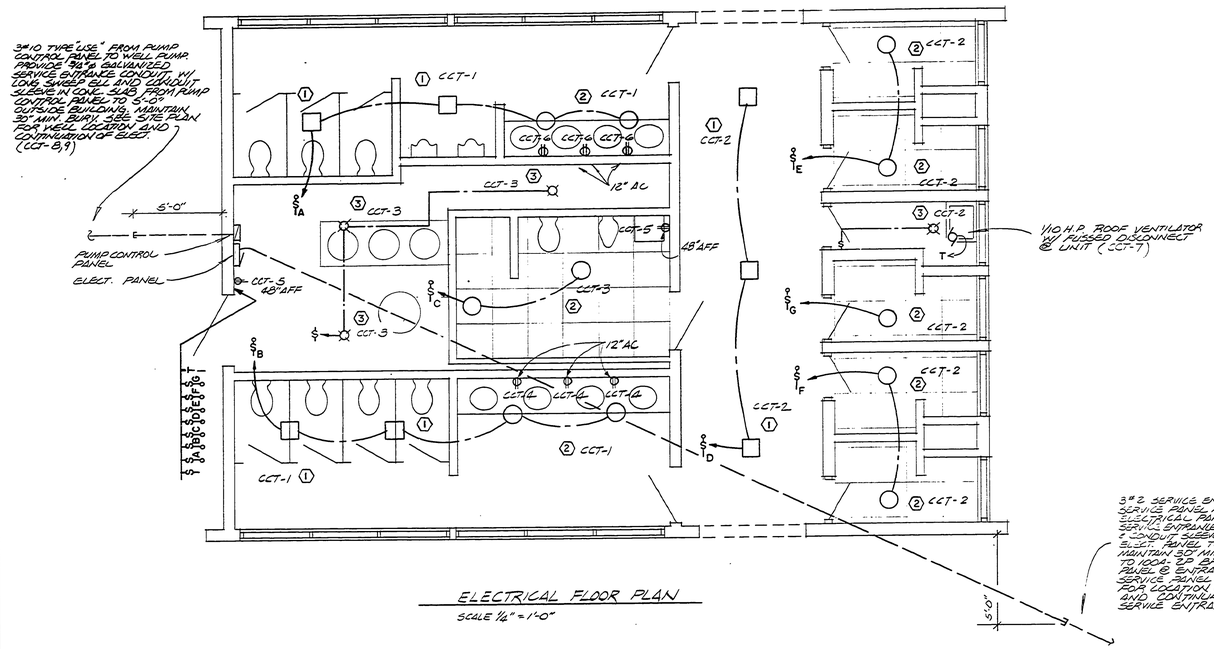

ELECTRICAL FLOOR PLAN

SCALE 1/4" = 1'-0"

3"ø SERVICE ENTRANCE FROM CAMPGROUND SERVICE PANEL AT ENTRANCE RACK TO BLDG. ELECTRICAL PANEL. PROVIDE 1 1/2"ø GALVANIZED SERVICE ENTRANCE CONDUIT W/ LONG SWEEP ELL & CONDUIT SLEEVE IN CONC. SLAB FROM BLDG. ELECT. PANEL TO 5'-0" OUTSIDE BLDG. MAINTAIN 30" MIN. BURY. MAKE FINAL CONNECTION TO 100A 2P BREAKER IN CAMPGROUND SERVICE PANEL & ENTRANCE RACK. (BREAKER = CAMPGRD. SERVICE PANEL BY OTHERS). SEE SITE PLAN FOR LOCATION OF CAMPGROUND SERVICE PANEL AND CONTINUATION OF UNDERGROUND SERVICE ENTRANCE

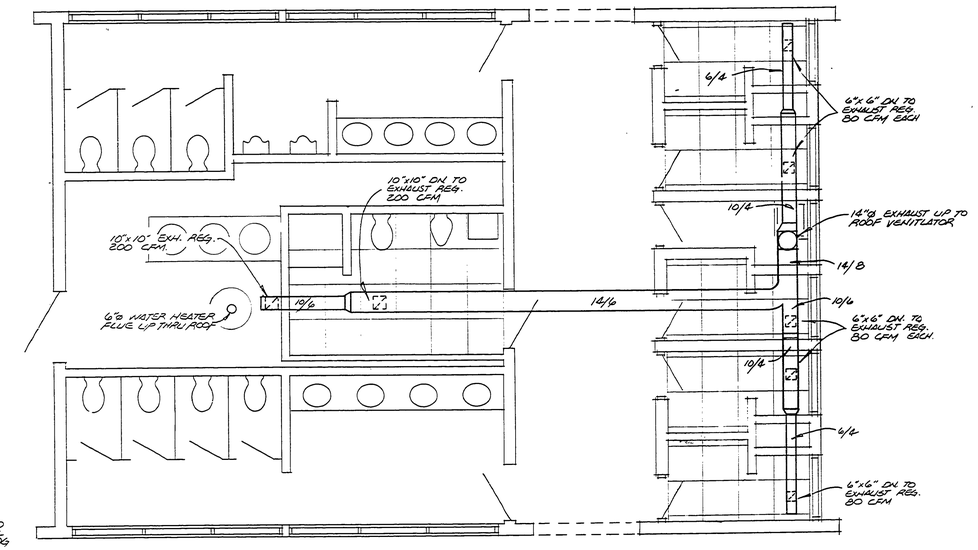

VENTILATION FLOOR PLAN

SCALE 1/4" = 1'-0"

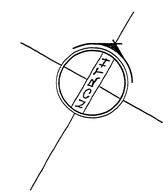

LIGHTING FIXTURE SCHEDULE						
NO.	MFR.	CATALOG NO.	DESCRIPTION	LAMPS	DIFFUSER	REMARKS
1	McPHILBEN	4A-B2L2-MB-RS	SQUARE RECESSED 70 WATT HIGH PRESSURE SODIUM DOWN LIGHT	LU 70	FLAT PRISMATIC W/ 1/4" IMPACT RESISTANT GLASS PANEL	PROVIDE W/ MEDIUM BRONZE FINISH AND UL DAMP LOCATION LABEL
2	McPHILBEN	43A-G2L2-MB-RS	ROUND RECESSED 70 WATT HIGH PRESSURE SODIUM DOWN LIGHT	LU 70	FLAT PRISMATIC W/ 1/4" IMPACT RESISTANT GLASS PANEL	PROVIDE W/ MEDIUM BRONZE FINISH AND UL DAMP LOCATION LABEL
3	LEVITON	9875	PORCELAIN ONE PIECE, KEYLESS INCANDESCENT FIXTURE	100 W A-19	NONE	MOUNT ON BOTTOM CHORD OF TRUSS

ELECTRICAL NOTES

1. CIRCUIT NUMBERS REPRESENT SINGLE POLE SPACES IN THE ELECTRICAL PANEL, AND DO NOT CORRESPOND TO ACTUAL PANEL PHASING.
2. LOADS ON THE ELECT. PANEL ARE TO BE BALANCED BY THE ELECT. CONTRACTOR AT TIME OF INSTALLATION.
3. CIRCUIT BREAKERS FOR RECEPTACLES ARE TO BE GROUND FAULT BREAKERS.
4. DEVICE BOXES IN THE PIPE ALLEY, STORAGE ROOM AND THE CLOSET ROOM SHALL BE SURFACE MOUNTED. DEVICE BOXES IN ALL OTHER AREAS SHALL BE FLUSH MOUNTED.

ELECTRICAL AND VENTILATION SYMBOLS AND ABBREVIATIONS

	INCANDESCENT PORCELAIN FIXTURE	A	AMP
	RECESSED ROUND FIXTURE	C	CONDUIT
	RECESSED SQUARE FIXTURE	CCT	CIRCUIT
$	SINGLE POLE SWITCH	CFM	CUBIC FEET PER MINUTE
$	SINGLE POLE SWITCH W/ PILOT LIGHT	DN	DOWN
T	TIMER	EA	EACH
	CONVENIENCE OUTLET	GRD	GROUND
NF	NON FUSED DISCONNECT	GFI	GROUND FAULT INTERRUPTER (CIRCUIT BREAKER)
HOA	MAGNETIC STARTER W/ H-O-A SELECTOR	HOA	HAND-OFF-AUTOMATIC
P	PRESSURE SWITCH	HP	HORSE POWER
	ELECTRICAL PANEL	HPS	HIGH PRESSURE SODIUM
	MANUFACTURERS CONTROL PANEL	P	POLE
	SINGLE PHASE MOTOR	PRV	POWER ROOF VENTILATOR
	EXPOSED CONDUIT	SP	STATIC PRESSURE
	CONCEALED CONDUIT	V	VENT
		W	WIRE
		AC	ABOVE COUNTER
		AFF	ABOVE FINISHED FLOOR

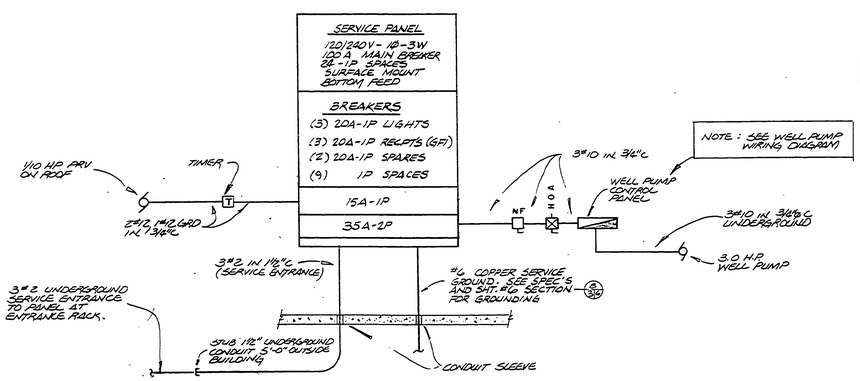

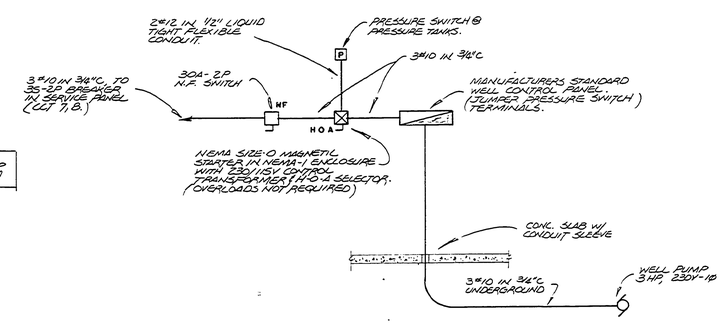

WELL PUMP WIRING DIAGRAM

NOT TO SCALE

SURVEYED BY		DRAWN BY		NO.	DATE	BY	REVISIONS	NO.	DATE	BY	REVISIONS	MICHIGAN DEPARTMENT OF NATURAL RESOURCES	ELECTRICAL & VENTILATION FLOOR PLANS SHEET TITLE
DESIGNED BY		CHECKED BY		1.				3.					
	DATE		DATE	2.				4.					

AREA OR PARK: SLEEPY HOLLOW STATE PARK
PROJECT: TOILET & SHOWER BLDG. SOUTH CAMPGROUND
PROJECT NO. 24-2588
SHEET 21 OF 21
PLAN NO. A-104