R-1638 COMMERCIAL BLUEPRINT SERVICE 300 11-74 59002

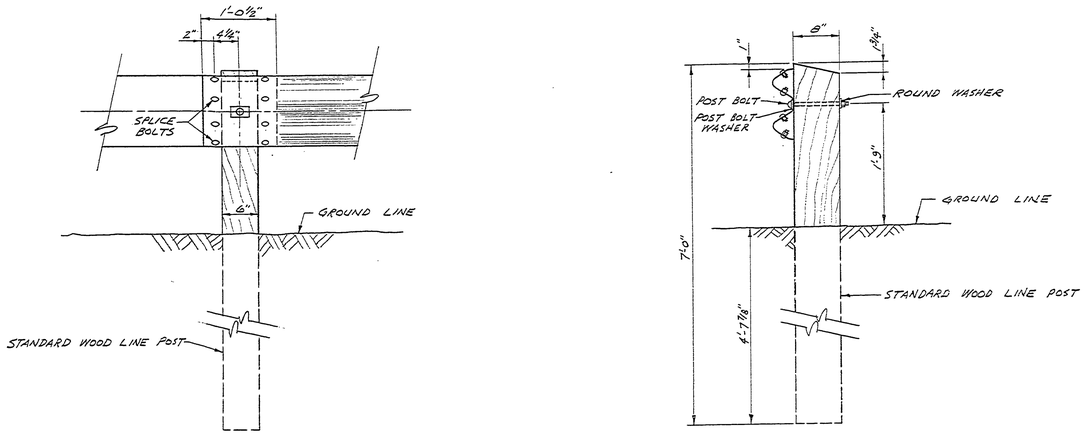

DETAIL SHOWING SPLICE & ATTACHMENT TO WOOD POSTS

NOTES:

1. BOLTS, NUTS, WASHERS, END SHOES AND INSTALLATION DETAILS TO CONFORM TO CURRENT MICH. DEPT. OF STATE HIGHWAYS AND TRANSPORTATION STANDARD PLAN FOR TYPE A GUARDRAIL.
2. BEAM ELEMENTS SHALL BE LAPPED IN THE DIRECTION OF TRAFFIC.
3. REFLECTIVE WASHERS ARE TO BE INSTALLED UNDER AND IN ADDITION TO POST BOLT WASHERS AT A 50' TYPICAL SPACING INTERVAL AND AT THE FIRST FOUR POSTS WHERE THE RAIL SECTION BEGINS.
4. TWO DELINEATOR POSTS ARE TO BE INSTALLED AT 15' AND 30' FROM THE FIRST WOOD GUARDRAIL POST WHERE A BEGINNING GUARD RAIL SECTION FACES ONCOMING TRAFFIC.

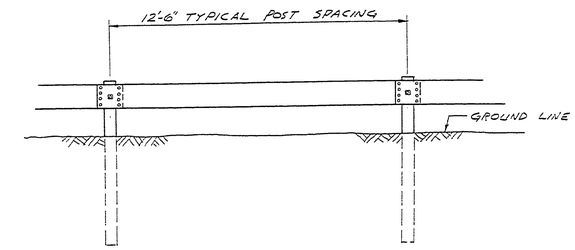

PLAN SHOWING POST SPACING

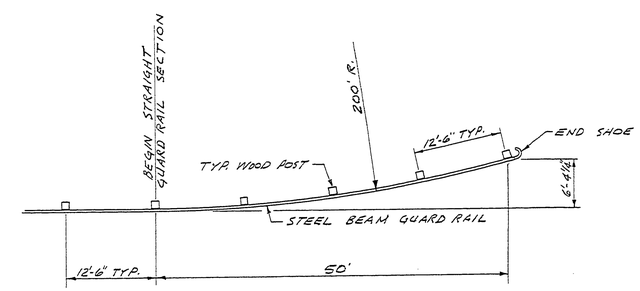

CURVED END SECTION

END SECTION AT WEST END AS SHOWN
END SECTION AT EAST END - OPPOSITE HAND

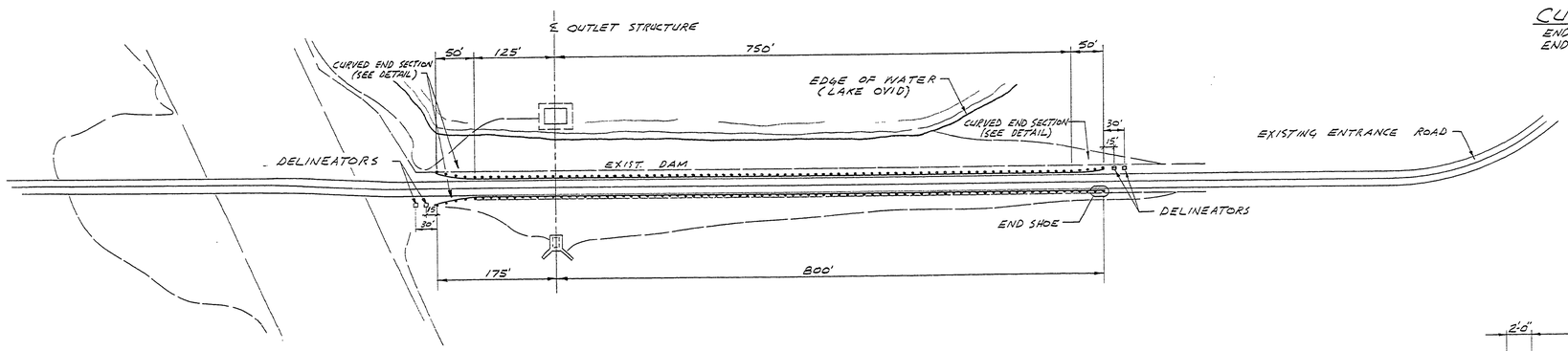

PLAN OF EXISTING DAM
SHOWING GUARD RAIL LOCATIONS

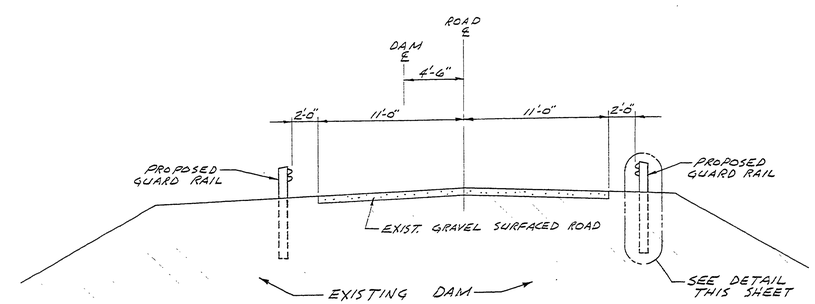

TYPICAL SECTION SHOWING GUARD RAIL INSTALLATION

SURVEYED BY		DRAWN BY B. BOYCE	3-'76	NO.	DATE	BY	REVISIONS	NO.	DATE	BY	REVISIONS	MICHIGAN DEPARTMENT OF NATURAL RESOURCES	GUARD RAIL INSTALLATION PLAN & PROFILE (SHEET TITLE)
DESIGNED BY R. HAEUSLER		CHECKED BY		1.				3.					
			DATE	2.				4.					

AREA OR PARK: SLEEPY HOLLOW STATE PARK
PROJECT: SEWAGE SYSTEM
PROJECT NO. 21-9542
SHEET 10 OF 10
PLAN NO. E-107