R-1630 COMMERCIAL BLUEPRINT SERVICE 12-79 ©BBI

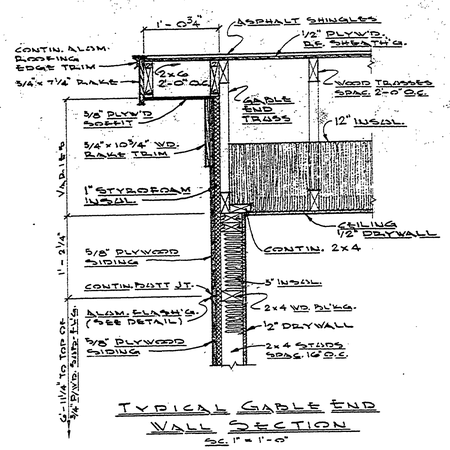

TYPICAL GABLE END WALL SECTION
SC. 1" = 1'-0"

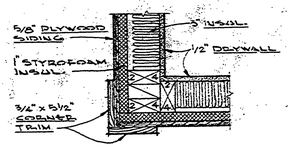

TYPICAL CORNER DETAIL
SC. 1 1/2" = 1'-0"

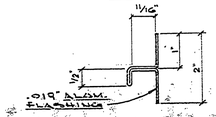

FLASH'G. DETAIL
HALF SC.

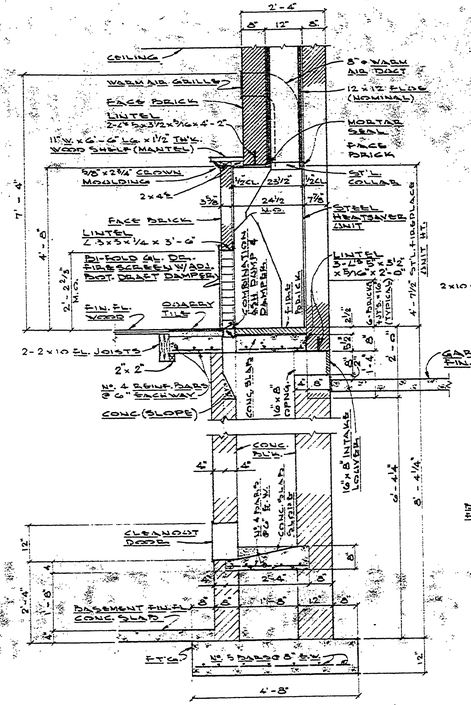

SECTION THRU FIREPLACE
SC. 1/2" = 1'-0"

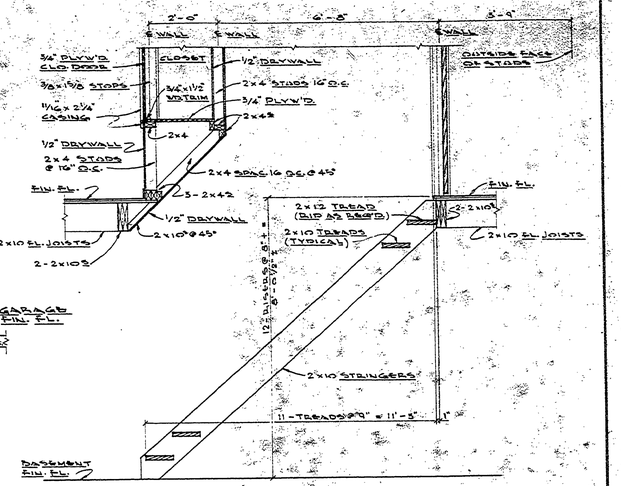

SECTION THRU STAIR
SC. 1/2" = 1'-0"

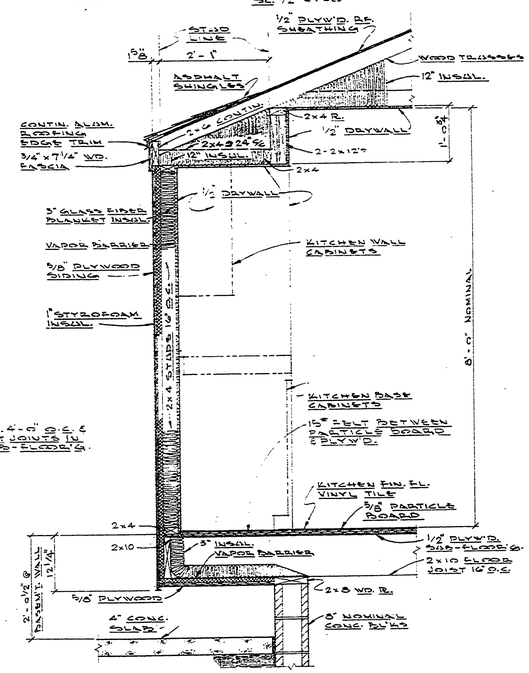

WALL SECTION AT KITCHEN
SC. 3/4" = 1'-0"

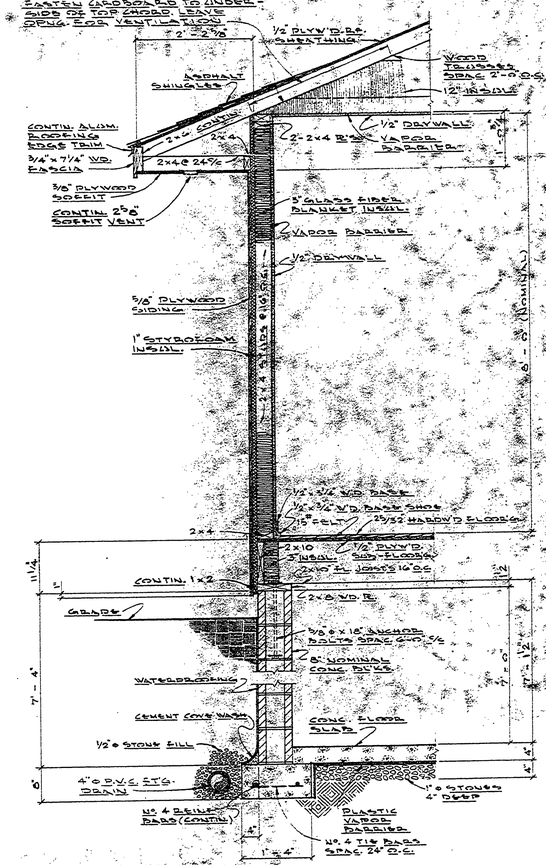

TYPICAL WALL SECTION
SC. 3/4" = 1'-0"

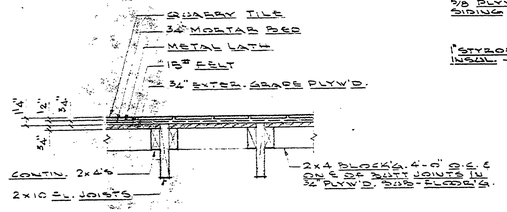

TYPICAL DET. FOR LAYING QUARRY TILE
SC. 1" = 1'-0"

ELECTRICAL SYMBOLS

- SURFACE MT. CEILING LIGHT FIXTURE
- RECESSED CEILING DOWNLITE FIXTURE
- RECESSED CEILING & SOFFIT FIXTURE
- A.C. CONV. OUTLET ABOVE COUNTER
- CONV. OUTLET
- SPLIT CIRCUIT CONV. OUTLET
- W.P. WEATHER PROOF OUTLET
- 30A-240V DRYER OUTLET
- 50A-240V RANGE OUTLET
- 50A-240V ELECT. WATER HEATER CONNECTION
- $ SINGLE POLE SWITCH
- $3 THREE POINT SWITCH
- (S) SMOKE DETECTOR
- (H) HUMIDISTAT
- (T) THERMOSTAT
- (B) BASS FUSTAT
- SINGLE PHASE MOTOR
- EXHAUST FANS
- ELECT. SERVICE PANEL
- G.F.I. GROUND FAULT INTERRUPTER

120/240V - 1ø - 3W
150A SERVICE W/ MAIN DISCONNECT

BREAKERS	DESCRIPTION
15A-1P	LIGHTS
15A-1P	LIGHTS
15A-1P	LIGHTS
15A-1P	LIGHTS
20A-1P	CONV. OUTLETS
20A-1P	CONV. OUTLETS
20A-1P	CONV. OUTLETS
20A-1P	CONV. OUTLETS
20A-1P	KITCHEN RECEPTACLES
20A-1P	KITCHEN RECEPTACLES
20A-1P - GFI	W.P. & BATH RECEPTACLES
20A-1P - GFI	WASHER
20A-1P	FURNACE
20A-1P	RANGE HOOD EXHAUST
50A-2P	RANGE
30A-2P	ELECT. WATER HEATER
30A-2P	DRYER
15A-2P	WATER PUMP
20A-1P	SUMP PUMP
1P	SPACE
1P	SPACE
1P	SPACE
1P	SPACE
1P	SPACE
1P	SPACE
1P	SPACE

SURVEYED BY		DRAWN BY	
DESIGNED BY		CHECKED BY	
	DATE		DATE

NO.	DATE	BY	REVISIONS	NO.	DATE	BY	REVISIONS
1.				3.			
2.				4.			

MICHIGAN
DEPARTMENT OF NATURAL RESOURCES

SECTIONS & DETAILS
SHEET TITLE

SLEEPY HOLLOW STATE PARK
AREA OR PARK
RESIDENCE
PROJECT

PROJECT NO. 21-9687
SHEET 4 OF 4
PLAN NO. A-102