R-1683 IMAGE MEDIA 28-32-01 250 8-83 6948F

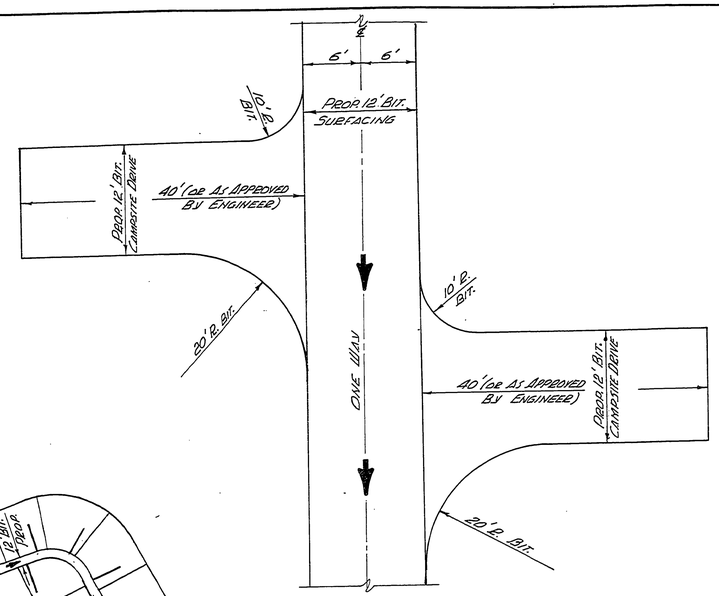

TYPICAL PLAN VIEW COMPOSITE DRIVES
B1 - SOUTH UNIT & 100 NORTH UNIT

Scale: 1" = 100'

* 2' WIDTH FOR 12' CAMPGROUND ROADS, 12' COMPOSITE DRIVES & PARKING LOTS AND 3' WIDTH FOR ALL OTHER PROP. BIT. SURF. AREAS EXCEPT FOR TRANSITIONS.

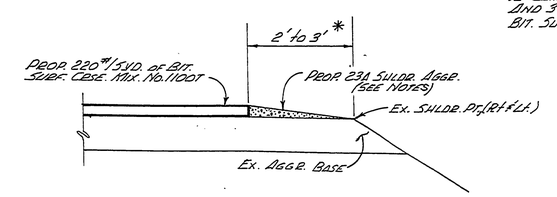

SHOULDER DETAIL

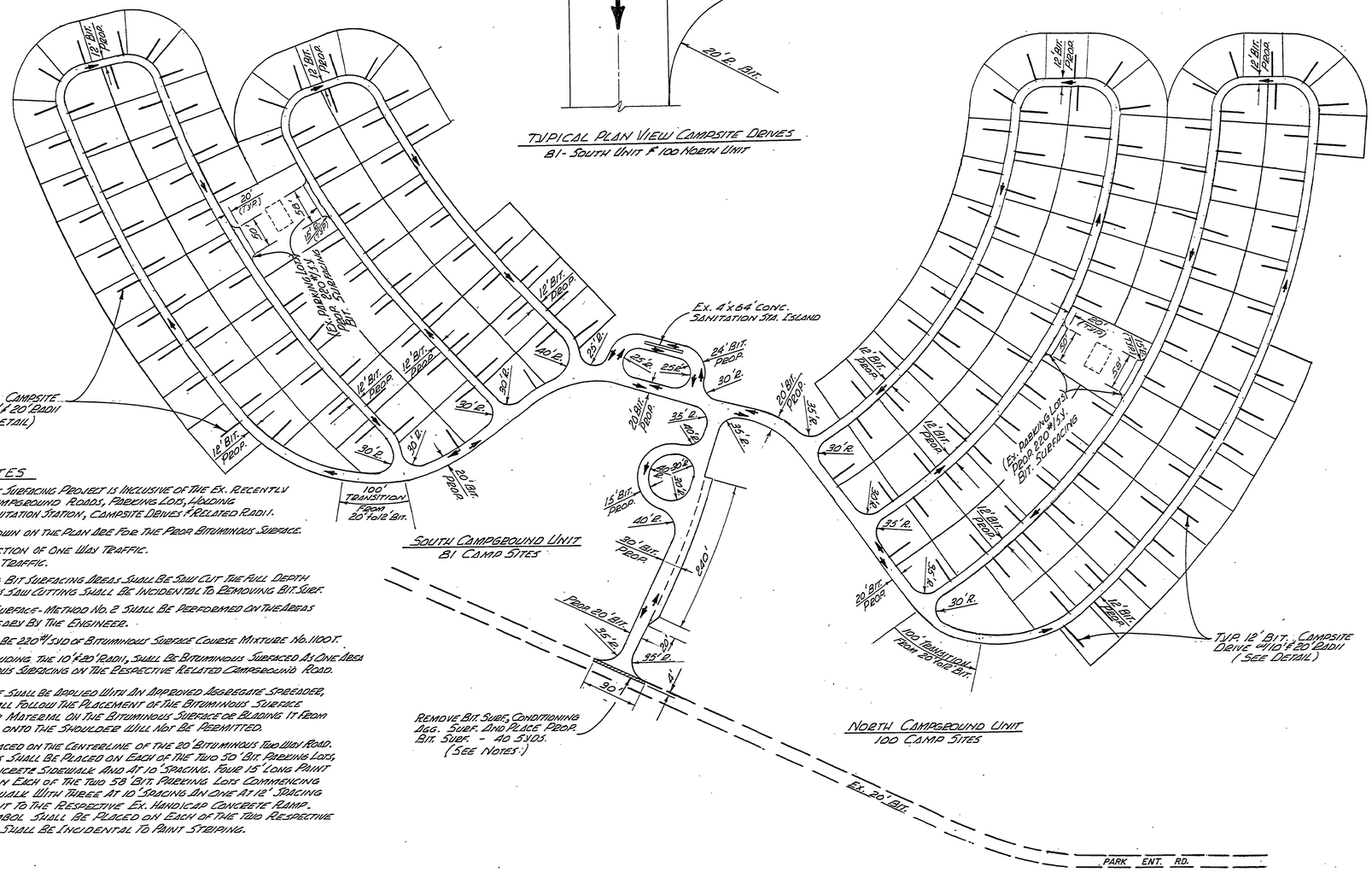

SOUTH CAMPGROUND UNIT
81 CAMP SITES

NORTH CAMPGROUND UNIT
100 CAMP SITES

NOTES

THIS PROPOSED BITUMINOUS SURFACING PROJECT IS INCLUSIVE OF THE EX. RECENTLY AGGREGATE SURFACED CAMPGROUND ROADS, PARKING LOTS, LOADING LANE, TURNAROUND, SANITATION STATION, COMPOSITE DRIVES & RELATED RADII.

ALL DIMENSIONS & RADII SHOWN ON THE PLAN ARE FOR THE PROP. BITUMINOUS SURFACE.

→ = DENOTES THE DIRECTION OF ONE WAY TRAFFIC.
⇄ = DENOTES TWO WAY TRAFFIC.

THE EDGES OF THE REMOVING BIT. SURFACING AREAS SHALL BE SAW CUT THE FULL DEPTH OF THE EX. BIT. SURFACE. THIS SAW CUTTING SHALL BE INCIDENTAL TO REMOVING BIT. SURF.

CONDITIONING AGGREGATE SURFACE - METHOD NO. 2 SHALL BE PERFORMED ON THE AREAS WHERE DETERMINED NECESSARY BY THE ENGINEER.

THE PROP. BIT. SURFACE SHALL BE 220 #/S.Y. OF BITUMINOUS SURFACE COURSE MIXTURE NO. 1100T.

EACH COMPOSITE DRIVE, INCLUDING THE 10' & 20' RADII, SHALL BE BITUMINOUS SURFACED AS ONE AREA BEFORE PLACING THE BITUMINOUS SURFACING ON THE RESPECTIVE RELATED CAMPGROUND ROAD.

THE 23A SHOULDER AGGREGATE SHALL BE APPLIED WITH AN APPROVED AGGREGATE SPREADER, COMPACTED-IN-PLACE AND SHALL FOLLOW THE PLACEMENT OF THE BITUMINOUS SURFACE COURSE. DUMPING SHOULDER MATERIAL ON THE BITUMINOUS SURFACE OR BLADING IT FROM THE BITUMINOUS SURFACE ONTO THE SHOULDER WILL NOT BE PERMITTED.

A PAINT STRIPE SHALL BE PLACED ON THE CENTERLINE OF THE 20' BITUMINOUS TWO WAY ROAD. FOUR 15' LONG PAINT STRIPES SHALL BE PLACED ON EACH OF THE TWO 50' BIT. PARKING LOTS, COMMENCING AT THE EX. CONCRETE SIDEWALK AND AT 10' SPACING. FOUR 15' LONG PAINT STRIPES SHALL BE PLACE ON EACH OF THE TWO 58' BIT. PARKING LOTS COMMENCING AT THE EX. CONCRETE SIDEWALK WITH THREE AT 10' SPACING AND ONE AT 12' SPACING SHALL BE PLACED ADJACENT TO THE RESPECTIVE EX. HANDICAP CONCRETE RAMP. A PAINTED HANDICAP SYMBOL SHALL BE PLACED ON EACH OF THE TWO RESPECTIVE HANDICAP 12' SPACES AND SHALL BE INCIDENTAL TO PAINT STRIPING.

PROPOSED BIT. SURFACING ON EX. GRAVEL PORTION OF EX. BOAT LAUNCH SITE

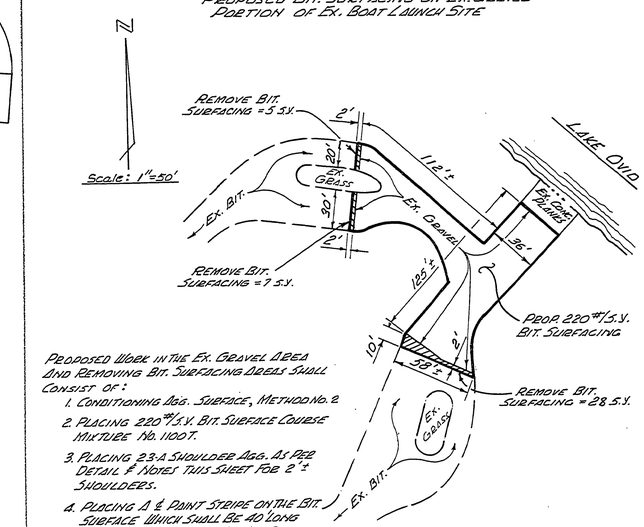

PROPOSED WORK IN THE EX. GRAVEL AREA AND REMOVING BIT. SURFACING AREAS SHALL CONSIST OF:

1. CONDITIONING AGG. SURFACE, METHOD NO. 2
2. PLACING 220 #/S.Y. BIT. SURFACE COURSE MIXTURE NO. 1100T.
3. PLACING 23-A SHOULDER AGG. AS PER DETAIL & NOTES THIS SHEET FOR 2' ± SHOULDERS.
4. PLACING & PAINT STRIPE ON THE BIT. SURFACE WHICH SHALL BE 40' LONG AND COMMENCE AT THE EX. CONC. PLANKS.
5. THE REMOVING BIT. SURFACING AREAS SHALL BE SAW CUT. THE FULL DEPTH OF THE EX. BIT. SURFACE. THIS SAW CUTTING SHALL BE INCIDENTAL TO REMOVING BIT. SURFACING.

SURVEYED BY		DRAWN BY LEMMON	BB	NO.	DATE	BY	REVISIONS	NO.	DATE	BY	REVISIONS	MICHIGAN DEPARTMENT OF NATURAL RESOURCES	CAMPGROUND LAYOUT & DETAILS (SHEET TITLE)
DESIGNED BY A. EGRES	BB	CHECKED BY		1.				3.					
	DATE		DATE	2.				4.					

AREA OR PARK: SLEEPY HOLLOW S.P.
PROJECT: BITUMINOUS SURFACING OF EXISTING CAMPGROUND
PROJECT NO. 24-2897
SHEET 2 OF 2
PLAN NO. E-116