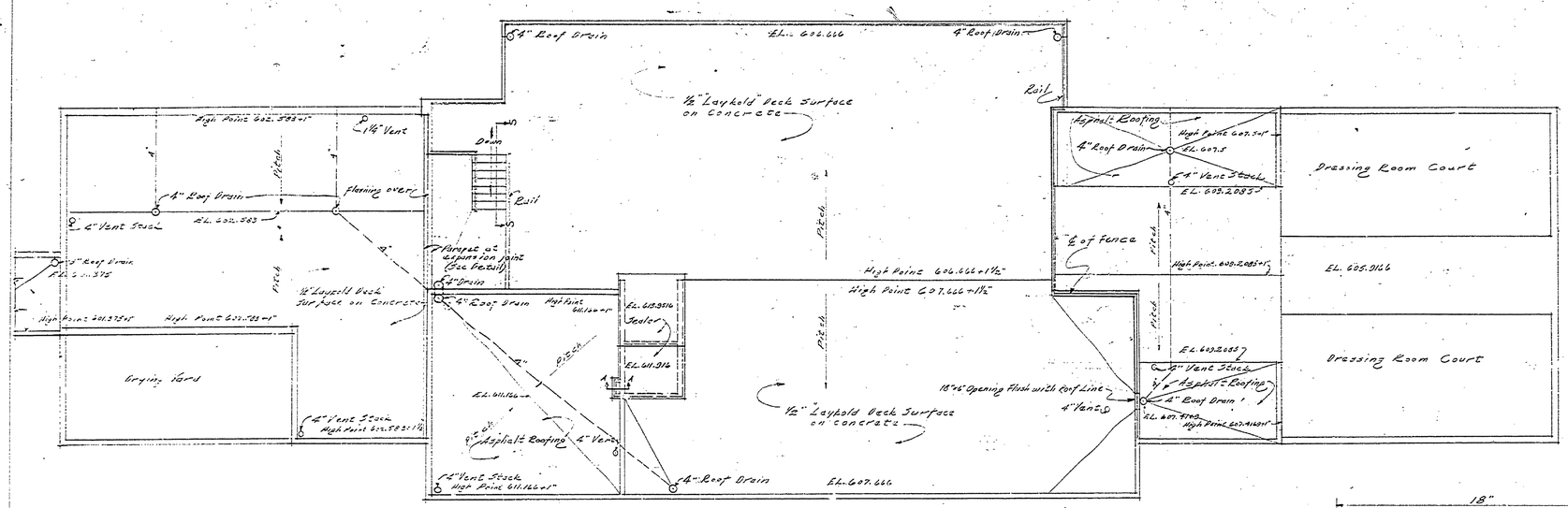

ROOF AND DRAINAGE PLAN
Scale 1/8" = 1'-0"

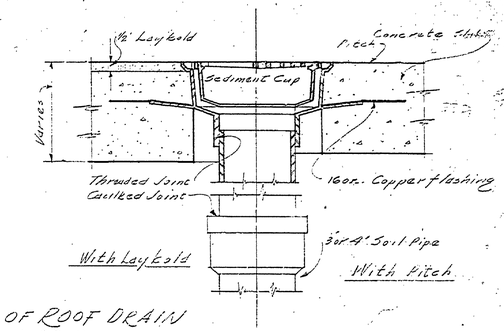

DETAIL OF ROOF DRAIN
Scale 3" = 1'-0"

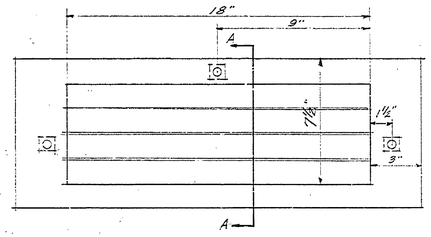

ELEVATION

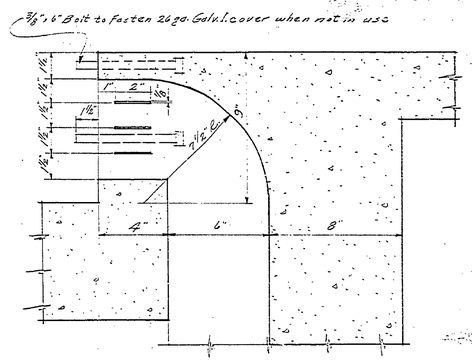

SECTION A-A
Scale 3" = 1'-0"

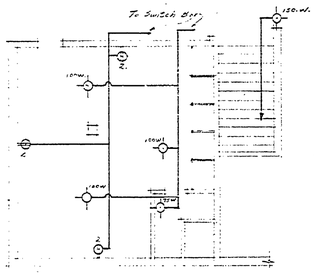

SECOND FLOOR WIRING
Scale 1/8" = 1'-0"

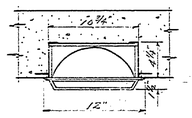

SEMI-RECESSED BUILT-IN LIGHT IN PAVILION AND ENTRANCE LOBBY
(7) Fixtures, Pavilion
(8) Fixtures, Lobby

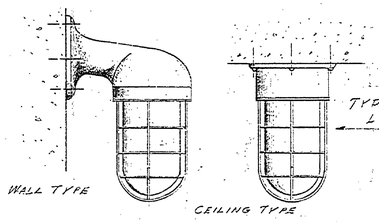

TYPICAL VAPOR-PROOF LIGHT FIXTURES

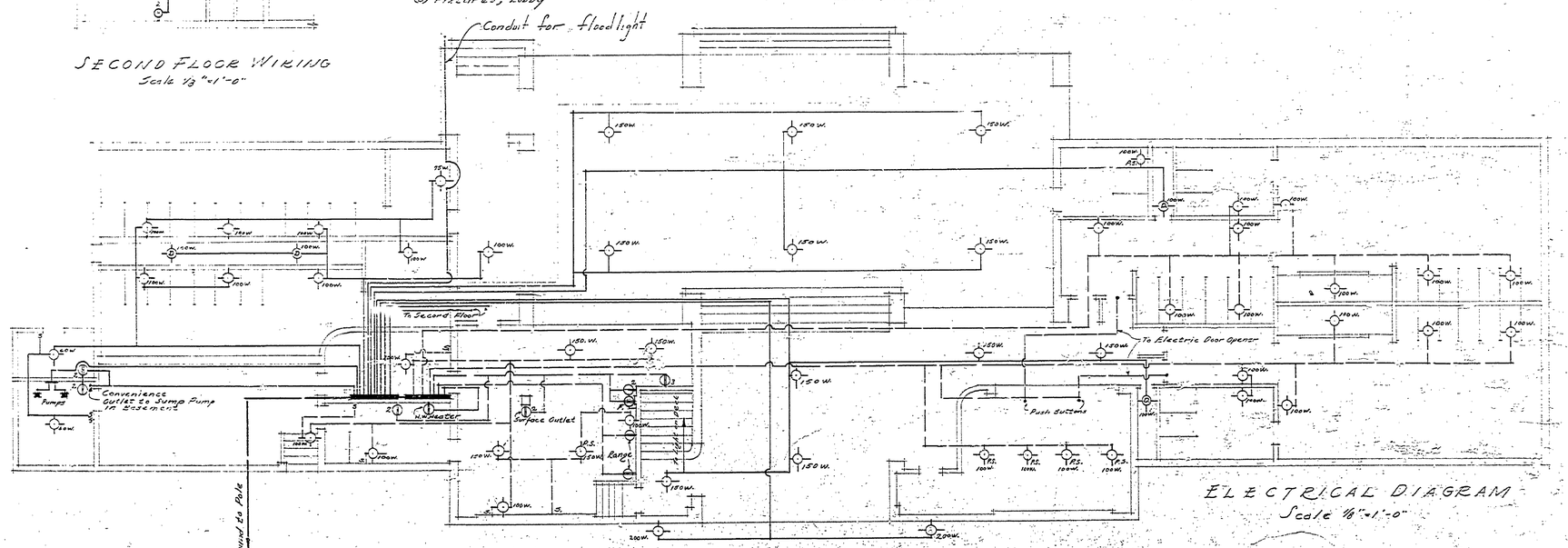

ELECTRICAL DIAGRAM
Scale 1/8" = 1'-0"

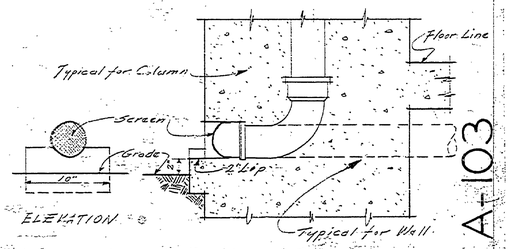

DETAIL OF DOWNSPOUT SPILLWAY
Scale 1½" = 1'-0"

A-103

REVISED 5-22-62

MICHIGAN
DEPARTMENT OF CONSERVATION
STATE PARKS DIVISION

ACTIONED BY L. F. H. - C. W. C.	MUSKEGON STATE PARK	SHEET NUMBER P.P. 21B
DRAWN BY L. F. H. - W. D. G.	MUSKEGON	SCALE AS SHOWN
TRACED BY C. W. CRAMER	BATH HOUSE	DATE 3-1-60
CHECKED BY		

APPROVED CHIEF PARKS DIVISION DATE
APPROVED INSPECTOR DATE
APPROVED DATE

INSURANCE No. 15