KAE 195M 2-54

REVISIONS			
NO.	DATE	BY	
1			
2			
3			
4			
5			
6			

FINISH SCHEDULE

ROOMS	FLOOR	BASE	WALLS	CEILING	CEILING STAINED	CEILING PAINTED	REMARKS
Toilet Rooms.	Concrete	Ceramic Tile	Terrazzo & Wood	Exposed Rafters & Roof Bds.	✓		See notes interior finish.
Wash Rooms	Concrete	Ceramic Tile	Terrazzo & Wood	Exposed Rafters & Roof Bds	✓		See notes interior finish.
Shower Rooms	Concrete	Ceramic Tile	Terrazzo & Wood	Cement Asbestos Tile		✓	See notes interior finish.
Laundry Room.	Concrete	Block	Block (Painted)	Exposed Rafters & Roof Bds.	✓		See notes interior finish.

NOTES.

EXTERIOR FINISH:-

To all exposed wood work, including under side of roof boards, knee outs, siding, trim, doors, fascia, one rafter tails apply one (1) coat "Woodlife" (manufactured by the Protective Products Co. Kalamazoo, Michigan) with sufficient lampblack ground in oil for a light gray stain. Exterior window sills, jambs, trim & one coat P&L Creme.

Steel sash to receive one (1) coat Pratt and Lambert Noxide red lead primer (interior & exterior) before installation, after glazing one (1) coat P & L Effecto Enamel primer and one (1) coat P & L Effecto Enamel, Color Light Gray.

Roof shingles to be stained by the individual immersion in Cortesota creosote before applying to roof.

INTERIOR FINISH:-

To all exposed wood work, including toilet room doors, apply one (1) Coat clear "Woodlife" tinted with Pratt and Lambert Silver Gray oil stain, and two (2) coats P & L "21" Dull Lacquer. Roof surface, ceiling, trim, boards, louvers, door frames, doors, and shower dressing seats stained a light gray, and the roof rafters stained a deeper shade of gray.

Shower room walls and ceilings the ceiling to receive one (1) coat Pratt and Lambert Vocex wall primer and two (2) coats P & L. Celluc-Tone Satin, color White.

Laundry room masonry wall surfaces to receive one (1) coat P. & L. Primesil and one (1) coat P & L. Celluc-Tone Satin. Counters first coat reduced Celluc-Tone Satin (one part P. & L. Filter to two parts Celluc-Tone Satin) and one (1) coat P. & L. Celluc-Tone Satin, color White.

Inter or side of stall, screens and other exposed metal to receive one (1) coat tinted Pratt and Lambert Effecto Enamel primer and one (1) coat P. & L. Effecto Enamel, color, Light Gray.

In laundry room on first block course and cabinet base, apply two (2) coats P. & L. Effecto Enamel, color Light Gray.

Concrete floors, where shown, grey, any shall be finished with two (2) coats of Sonneborn Sons, Lapidolith concrete floor hardner.

NOTE:-

Colors to be approved by the Lansing Office before application.

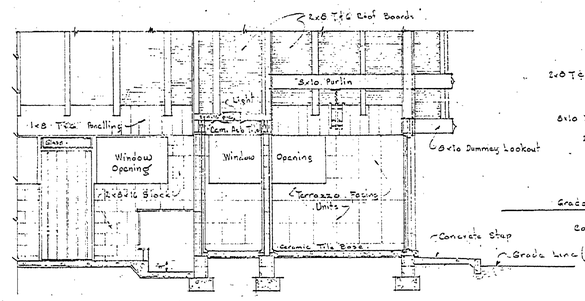

SECTION E - E
Scale 1/4"=1'-0"

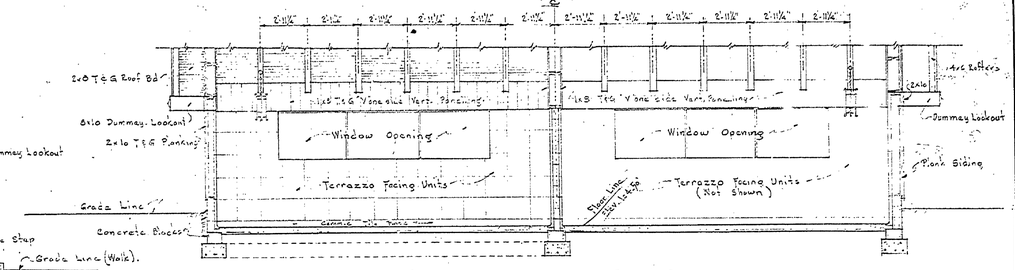

SECTION C - C
Scale 1/4"=1'-0"

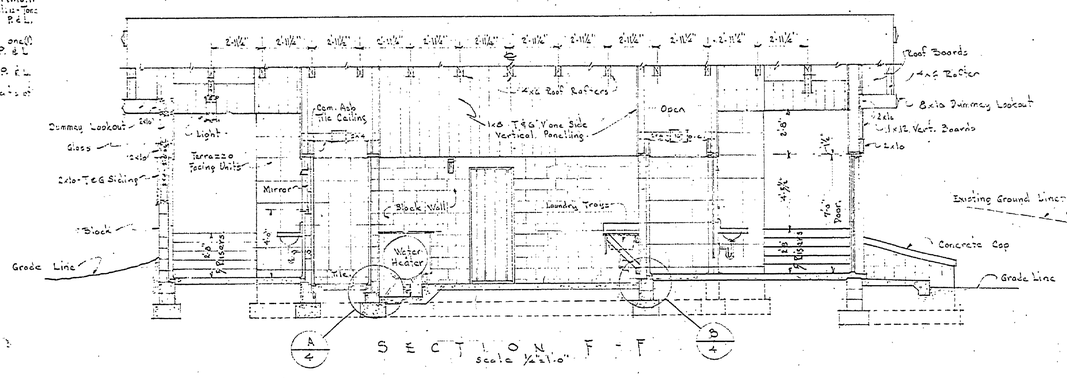

SECTION F - F
Scale 1/4"=1'-0"

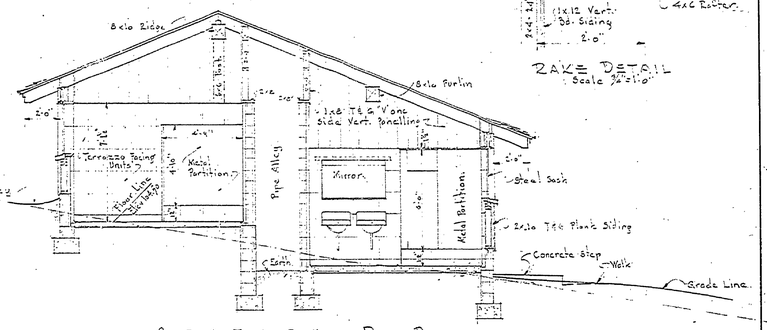

SECTION D - D
Scale 1/4"=1'-0"

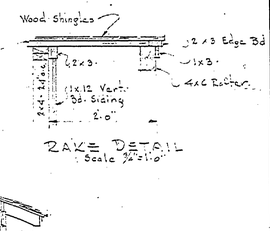

RAKE DETAIL
Scale 3/4"=1'-0"

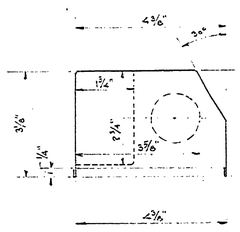

NOTE:- Aluminum reflector with solid ends. .040" material (Formed in sheet metal Shop)

MIRROR FLUORESCENT LIGHT REFLECTOR
Scale Half Full Size.



LINTEL L1
No Scale.

2 - REQ'D

NOTE:- Lintel L2 similar to L1 except spacing of holes are 14" on center staggered length of plate 11'-10" one req'd.

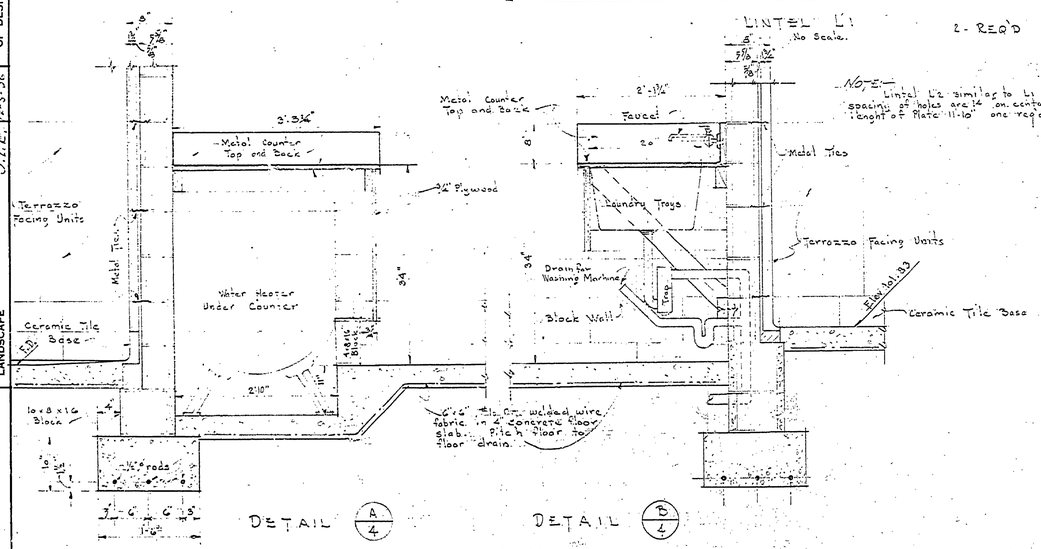

DETAIL A/4 DETAIL B/4
COUNTER DETAILS
Scale 1"=1'-0"

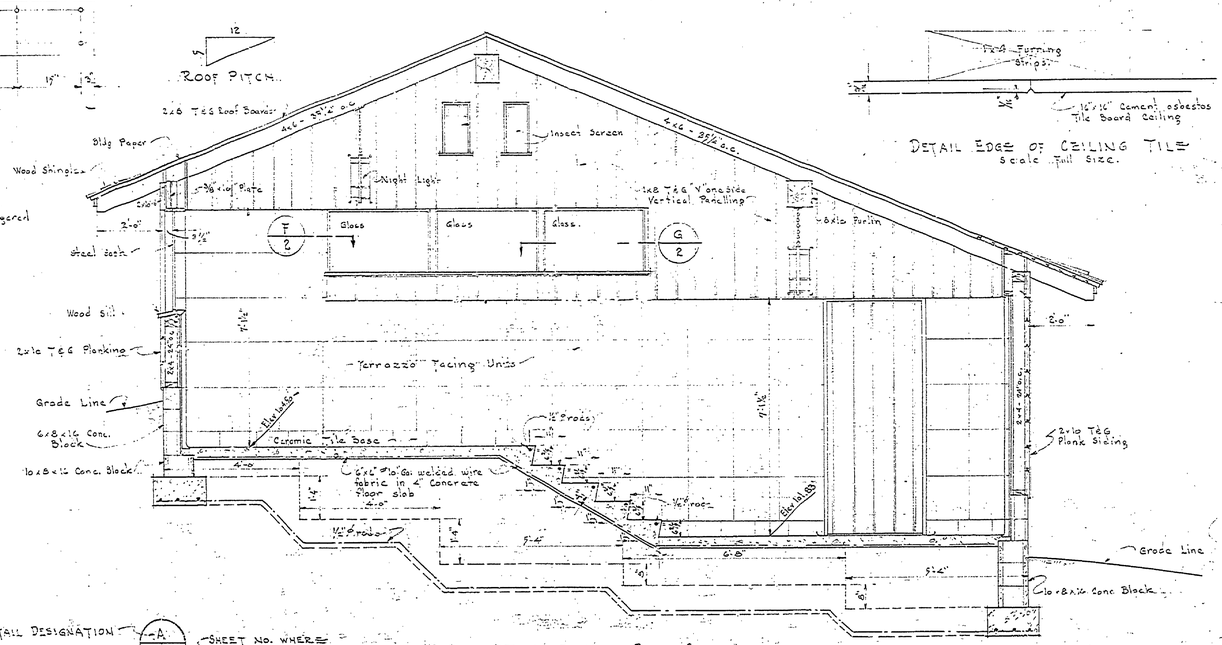

SECTION B - B
Scale 1/4"=1'-0"

DETAIL EDGE OF CEILING TILE
Scale Full Size.

DETAIL DESIGNATION — A/4 — SHEET NO. WHERE DETAIL APPEARS OR WHERE DET. IS TAKEN
SYMBOL

REVIEWED BY SECTIONS		DATE
ARCHITECTURAL	J.T.R.	12-5-56
ENGINEERING	J.T.R.	12-5-56
LANDSCAPE	J.T.R.	12-5-56

APPROVED BY H. C. Wheadon
ASSISTANT CHIEF IN CHARGE OF DESIGN
DATE 28 Dec 56

DRAWN BY J.N. Fish.
TRACED BY J.N. Fish.
CHECKED BY
DATE

MICHIGAN
DEPARTMENT OF CONSERVATION
PARKS AND RECREATION DIVISION

MUSKEGON STATE PARK
TOILET, LAUNDRY & SHOWER BUILDING
CAMP GROUND AREA

PROJECT No: 79-223-1

SHEET NO. 4 OF

PLAN NO. A-108