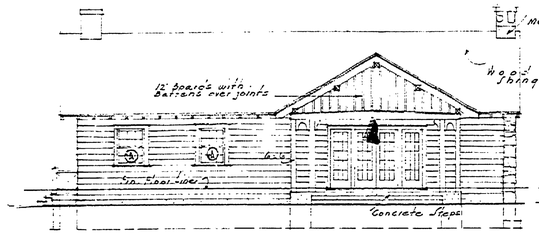

FRONT ELEVATION

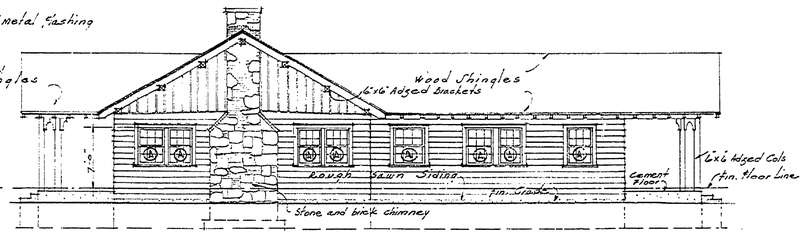

RIGHT SIDE ELEVATION

Scale for elevations = $\frac{1}{8}$" = 1'-0"

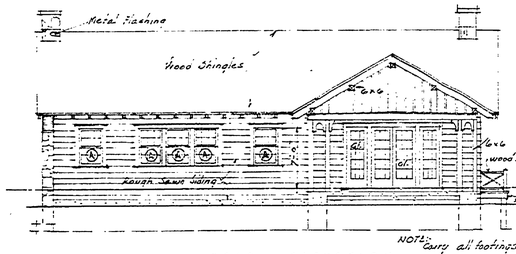

REAR ELEVATION

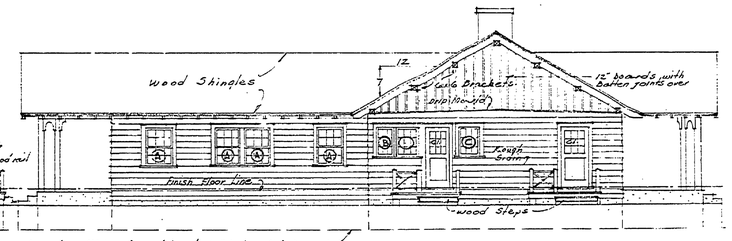

NOTE: Carry all footings down to solid bearing at least 3'-0" below finish grade

LEFT SIDE ELEVATION

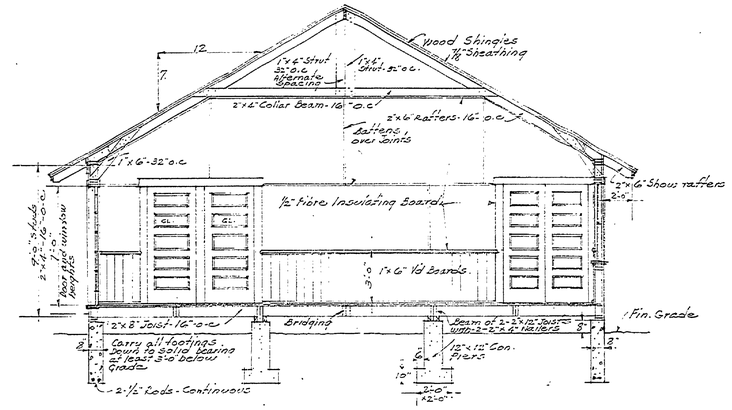

CROSS SECTION - A-A

Scale $\frac{1}{8}$" = 1'-0"

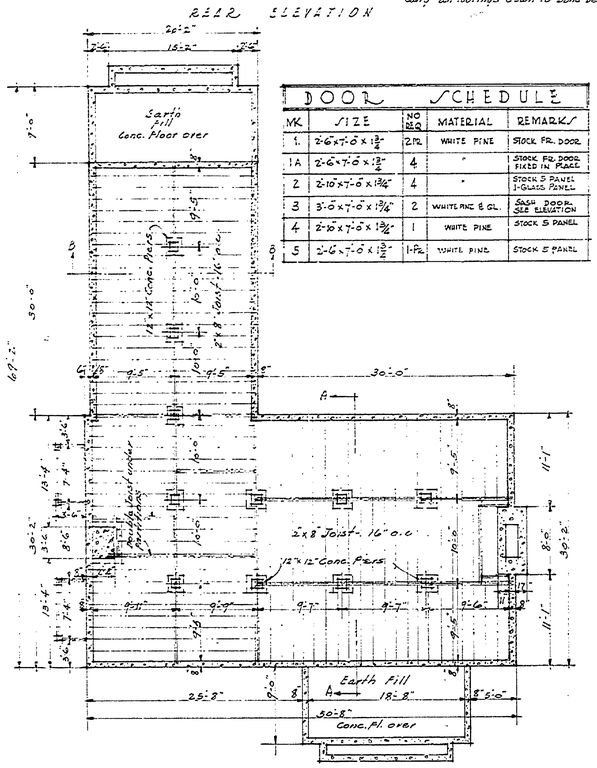

FOUNDATION PLAN

DOOR SCHEDULE				
MK.	SIZE	NO REQ	MATERIAL	REMARKS
1.	2'-6"x7'-0"x1 3/8"	2 PR.	WHITE PINE	STOCK FR. DOOR
1A	2'-6"x7'-0"x1 3/8"	4	"	STOCK FR. DOOR FIXED IN PLACE
2	2'-10"x7'-0"x1 3/16"	4	"	STOCK 5 PANEL 1-GLASS PANEL
3	3'-0"x7'-0"x1 3/16"	2	WHITE PINE & GL.	SASH DOOR. SEE ELEVATION
4	2'-10"x7'-0"x1 3/16"	1	WHITE PINE	STOCK 5 PANEL
5	2'-6"x7'-0"x1 3/8"	1-PR.	WHITE PINE	STOCK 5 PANEL

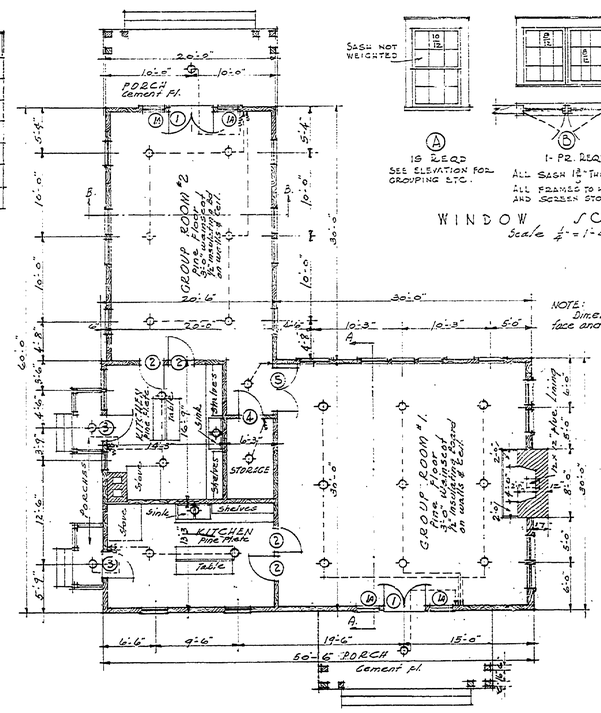

GROUND FLOOR PLAN

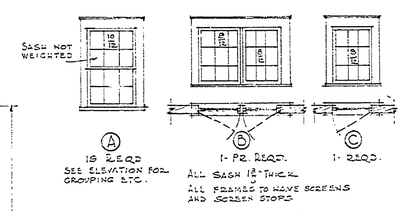

WINDOW SCHEDULE

Scale $\frac{1}{4}$" = 1'-0"

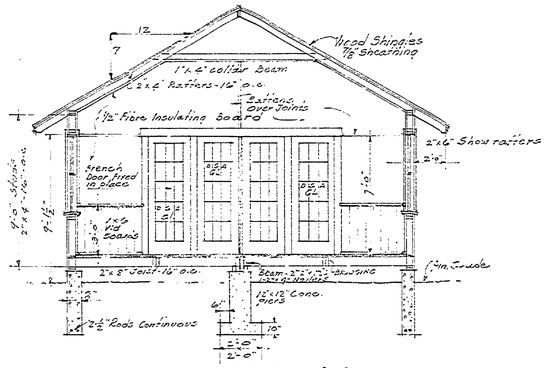

CROSS SECTION - B-B

Scale $\frac{1}{8}$" = 1'-0"

NOTE: Dimensions are to outside face and center line of studs

Scale: $\frac{1}{8}$" = 1'-0"

A-104

PLANS ELEVATIONS ETC. FOR FINISHED BUILDING

DEPARTMENT OF THE INTERIOR
NATIONAL PARK SERVICE
STATE PARK EMERGENCY CONSERVATION WORK

PROJECT NO 16
PERMANENT CAMP GROUP BUILDING TO BE USED FOR TEMPORARY GARAGES

Architect
Supt. of State Parks
Dir. of Conservation Com'n.
Camp Supt.
2nd. Dist. Inspector
2nd. Dist. Officer

Drawn by
Checked by
Date: 12-18-33.

Revisions

SHEET 2.

MUSKEGON STATE PARK.
INSURANCE No. 7