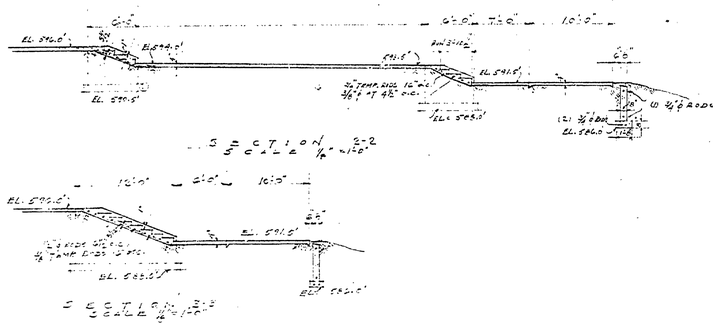

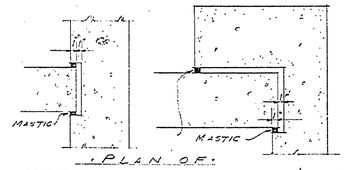

PLAN OF TYPICAL EXPANSION JOINTS

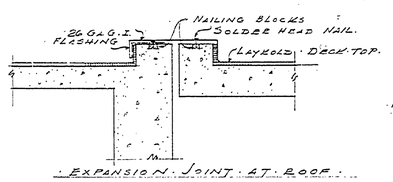

EXPANSION JOINT AT ROOF

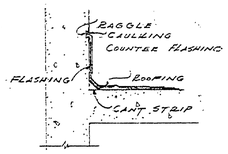

ROOFING AND FLASHING AT PARAPET

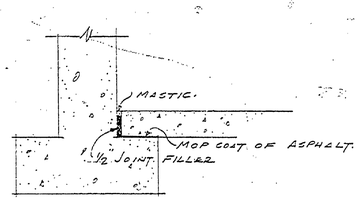

TYPICAL DETAIL AT WALL FOOTING

NOTE: AT COLUMNS USE SAME DETAIL RUNNING FILLER AROUND COL.

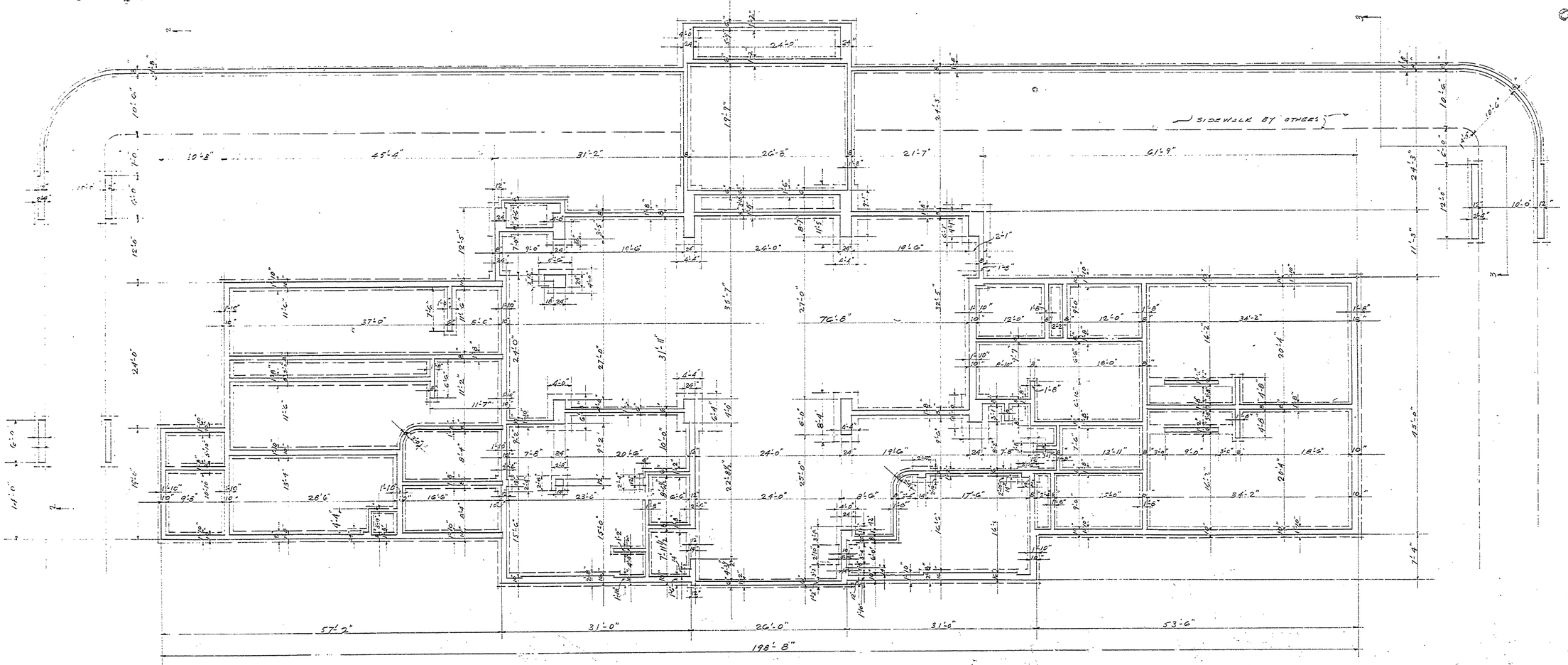

FOOTING AND FOUNDATION PLAN
SCALE 1/8" = 1'-0"

A-103

MICHIGAN
DEPARTMENT OF CONSERVATION
STATE PARKS DIVISION

DESIGNED BY E.F.H.-C.J.R.	MUSKEGON STATE PARK	SHEET NUMBER 2 OF 16
DRAWN BY C.J.R.-E.F.H.	MUSKEGON	SCALE 1/8" = 1'-0"
TRACED BY C.J.R.-E.F.H.	BATH HOUSE	DATE 8-16-40
CHECKED BY		

APPROVED ..... CHIEF PARKS DIVISION ..... DATE
APPROVED ..... INSPECTOR ..... DATE
APPROVED ..... DATE

INSURANCE No. 15