COMMERCIAL BLUEPRINT SERVICE 600 6-59

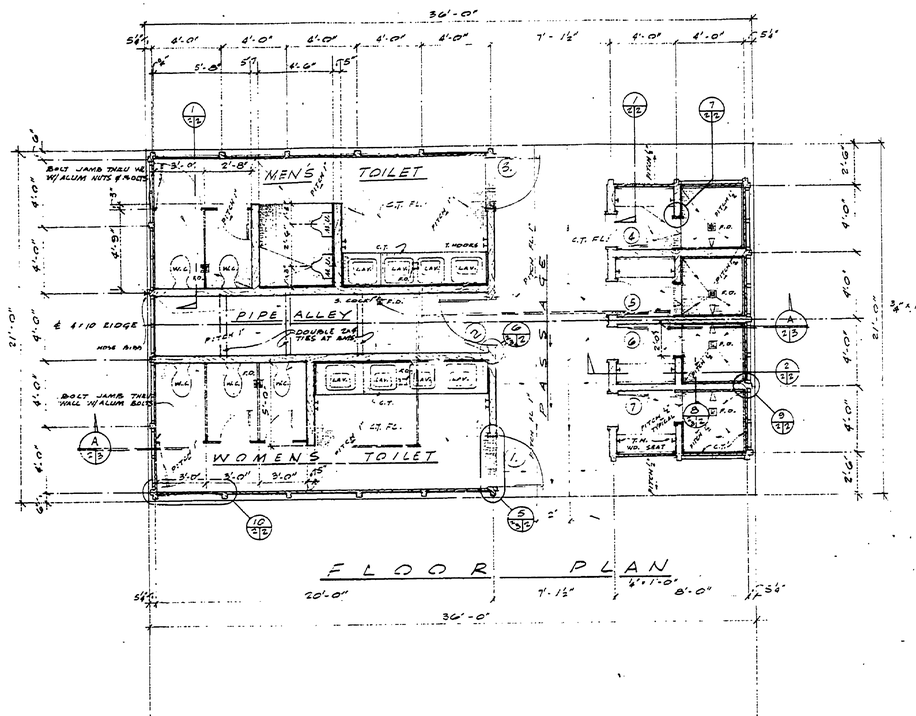

FLOOR PLAN 1/4" = 1'-0"

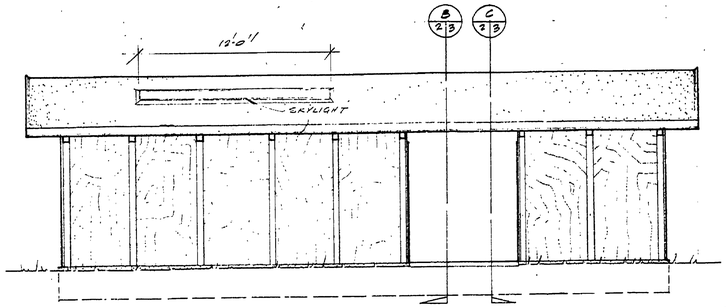

WEST ELEVATION (S.E. ELEV. OPP. HAND)

NOTE - CK. FOR EXACT FIELD DIM. 10'-11" (APPROX.)

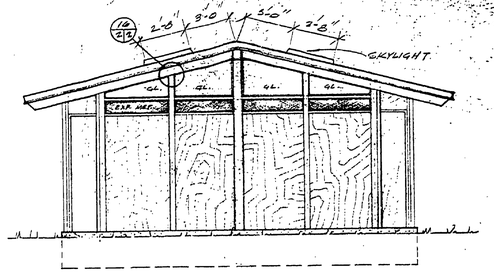

SOUTH ELEVATION 1/4" = 1'-0"

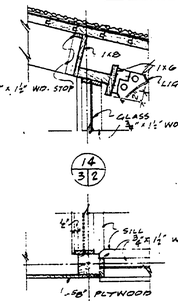

JAMB

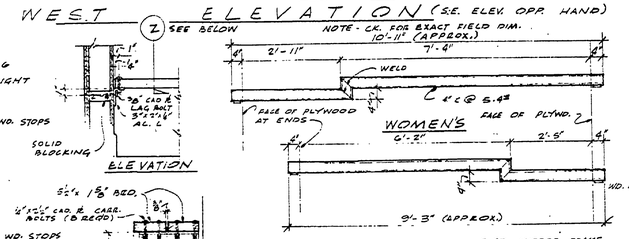

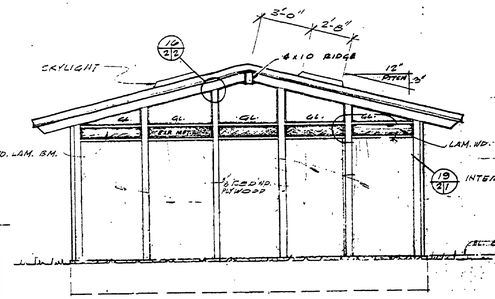

NORTH ELEVATION 1/4" = 1'-0"

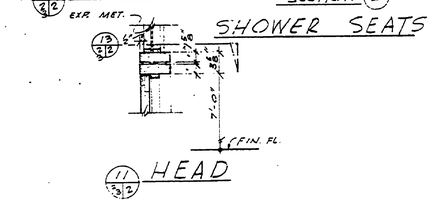

SHOWER SEATS

HEAD

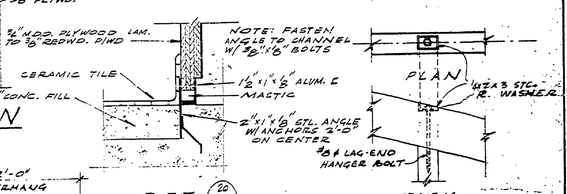

DET. 20/2/2 3" = 1'-0"

DET. 10/2/2 COL. TO BEAM

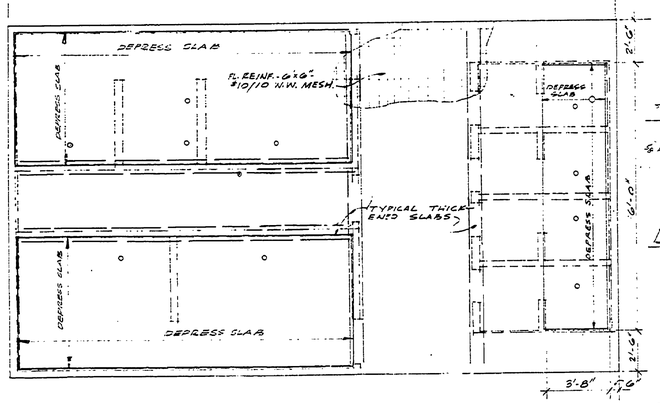

FOUNDATION PLAN 1/4" = 1'-0"

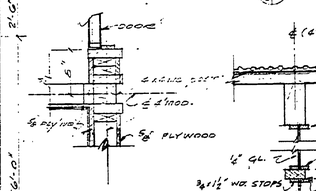

DET. 6/3/2 COR.

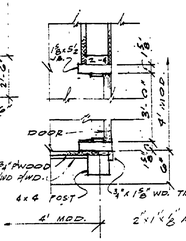

DET. 5/3/2 DOOR

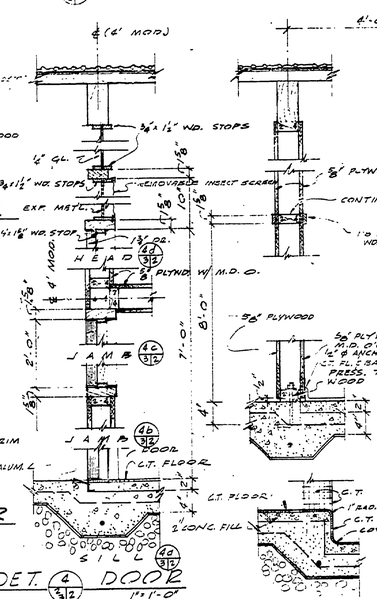

DET. 4/3/2 DOOR 1" = 1'-0"

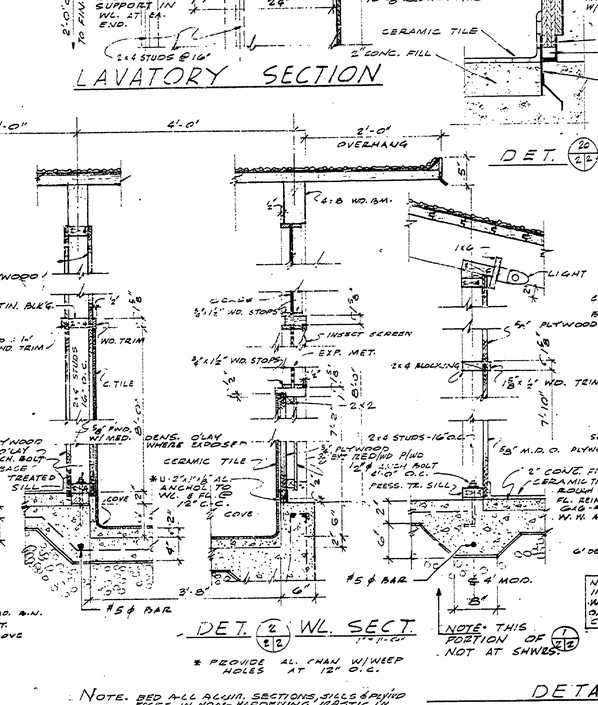

DET. 2/2/2 WL. SECT. 1" = 1'-0"

* PROVIDE AL. CHAN W/ WEEP HOLES AT 12" O.C.

NOTE: THIS PORTION OF 1/2/2 NOT AT SHWRS.

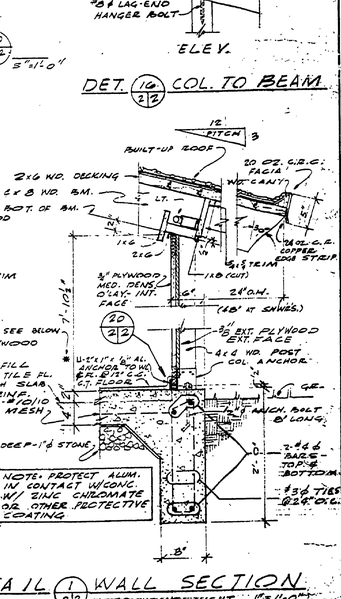

DETAIL 1/2/2 WALL SECTION

NOTE: CONT. NIGHT LIGHT AT SHOWERS 1" = 1'-0"

* PROVIDE U-2"x1"x⅛" AL. W/ WEEP HOLES AT 12" O.C.

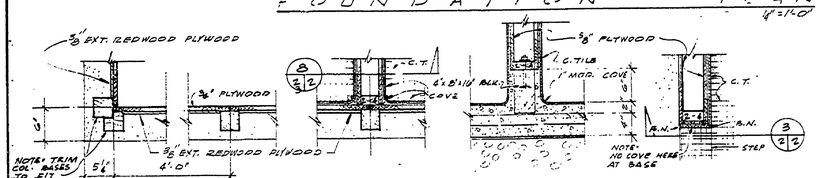

10/2/2 9/2/2 8/3/2 7/2/2 3/2/2

SURVEYED BY		DRAWN BY WP	2-67
DESIGNED BY		CHECKED BY	
	DATE		DATE

NO.	DATE	BY	REVISIONS	NO.	DATE	BY	REVISIONS
1.	5-10-67	WP	REVISE SILL DETS. - PER BLDG. DIV.	3.			
2.				4.			

MICHIGAN
DEPARTMENT OF CONSERVATION

HOFFMASTER STATE PARK
TOILET & SHOWER BLDG. - 'D'

SHEET NO. 6 OF 8
FOR PROJECT NO. 1064

PLANS, ELEVATIONS, DETAILS, SECTIONS
SHEET 2 OF 3 PLAN NO. A-104

CAT. DRAW. W-3224 PS
WPDE. WOUT STRAINER
PLATE 1/2" P.S. ICON PLAN OF PLATE

INSPECT POSTANCHORS - TECO

LAYOUT CHKD. HB 11-8-67 AM. STD