S-1638 COMMERCIAL BLUEPRINT SERVICE 12-70 4984

ROOM FINISH SCHEDULE

ROOM NUMBER	ROOM NAME	FLOOR: CERAMIC TILE	FLOOR: FIN. CONCRETE	FLOOR: VINYL ASB. TILE	BASE: CERAMIC TILE	BASE: VINYL	BASE: EXPOSED	WALLS: CERAMIC TILE	WALLS: EXPO. CD. BLK'L	WALLS: PAINTED DR. WALL	WALLS: PAINTED MASONRY	CEIL.: PLASTER	CEIL.: 5/8" RATED DRYWALL	CEIL.: ACOUST. CLG.	REMARKS
1	LOBBY			●		●			●			●			
2	CLASS ROOM			●		●				●	●	●			
3	OFFICE & WORK ROOM			●		●				●	●	●	*		* 5/8" RATED DRYWALL @ DUCT ENCLOSURE
4	STORAGE		●			●					●	●	●		
5	JANITOR'S CLOSET			●		●					●	●	*		* 5/8" RATED DRYWALL @ DUCT ENCLOSURE
6	MECH. EQUIP. ROOM		●				●				●		●		
7	CORRIDOR			●		●					●	●			
8	WOMEN'S TOILET	●			●			●			●	●			
9	MEN'S TOILET	●			●			●			●	●			
10	FOYER			●		●			●			●			
11	ENTRY			●		●			●	●		●			
12	AUDIO & VISUAL ROOM			●		●				●		●		●	
13	PROJECTION & WORK ROOM			●		●				●	●		●		
14	MEN'S TOILET	●			●			●		●	●	●			
15	EXHIBIT ROOM			●		●				●			*	●	* 5/8" RATED DRYWALL @ DUCT ENCLOSURE
16	WOMEN'S TOILET	●			●			●		●	●	●			
17	MECH. EQUIP. ROOM		●				●			●	●		●		
18	ENTRY			●		●				●		●			
19															
20															

NOTE: IN ALL AREAS WHERE THE BOTTOM OF WOOD TRUSSES ARE NOT COVERED W/ FIRE RATED ACOUSTICAL CEILING TILE THEY SHALL BE COVERED W/ 5/8" FIRE RATED DRYWALL

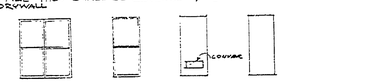

DOOR TYPE

DOOR SCHEDULE

DOOR NOS.	SIZE OF OPENING	TYPE	DOOR MATERIAL	FRAME MATERIAL	REMARKS	LABEL
1	6'0" x 7'0" x 1 3/4	A	ALUMINUM	ALUM.	SAFETY GLASS REQUIRED	
2	3'0" x 7'0" x 1 3/4	D	HOLLOW METAL	METAL	3'0" x 8'0" TRANSOM	"E"
3	3'0" x 7'0" x 1 3/4	B	ALUMINUM	ALUM.	SAFETY GLASS REQD.	
4	3'0" x 7'0" x 1 3/4	B	ALUMINUM	ALUM.	SAFETY GLASS REQD.	
5	3'0" x 7'0" x 1 3/4	B	ALUMINUM	ALUM.	SAFETY GLASS REQD.	
6	3'0" x 7'0" x 1 3/4	B	ALUMINUM	ALUM.	SAFETY GLASS REQD.	
7	(1) 3'0" x 7'0" x 1 3/4 (2) (1) 18" x 7'0" x 1 3/4	D	HOLLOW METAL	METAL	18" x 7'0" LEAF INACTIVE	"C"
8	3'0" x 7'0" x 1 3/4	D	H.M.	METAL		"C"
9	2'0" x 7'0" x 1 3/4	C	H.M.	METAL		
10	3'0" x 7'0" x 1 3/4"	D	H.M.	METAL		
11	3'0" x 7'0" x 1 3/4"	C	H.M.	METAL		
12	3'0" x 7'0" x 1 3/4"	C	H.M.	METAL		
13	3'0" x 7'0" x 1 3/4"	D	H.M.	METAL		"E"
14	OMITTED					
15	3'0" x 7'0" x 1 3/4	C	H.M.	METAL	8'0" x 8'0" / TRANSOM	
16	5'0" x 7'0" x 1 3/4	D	H.M.	METAL		"C"
17	6'0" x 7'0" x 1 3/4	A	ALUMINUM	ALUM.	SAFETY GLASS REQD.	
18	3'0" x 7'0" x 1 3/4	D	HOLLOW METAL	METAL		"C"
19	5'0" x 7'0" x 1 3/4	D	H.M.	METAL	5'0" x 8'0" / TRANSOM	"C"
20	3'0" x 7'0" x 1 3/4	C	H.M.	METAL	3'0" x 8'0" / TRANSOM	
21	3'0" x 7'0" x 1 3/4"	D	H.M.	METAL		"E"
22	3'0" x 7'0" x 1 3/4	D	H.M.	METAL		

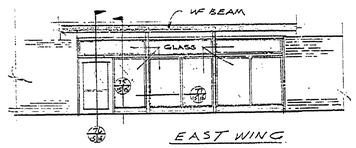

EAST WING

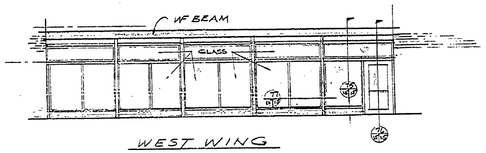

WEST WING

ENTRANCE-GLAZING



PLAN-SECT. 77 / 15 & 15

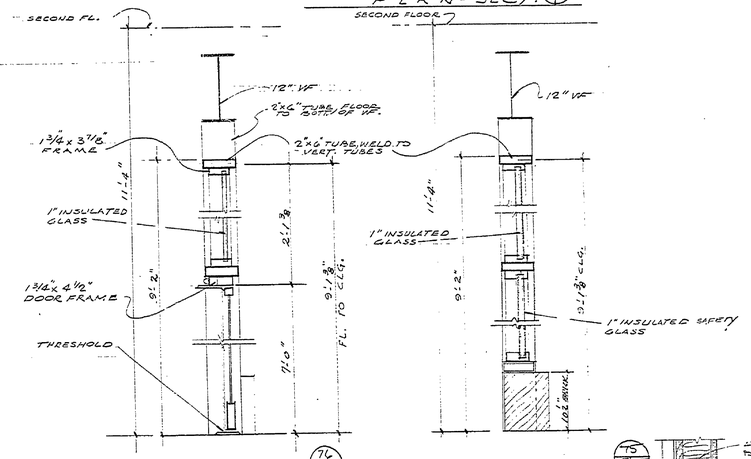

SECTION 76 / 15 & 15

SECTION 75 / 15 & 15

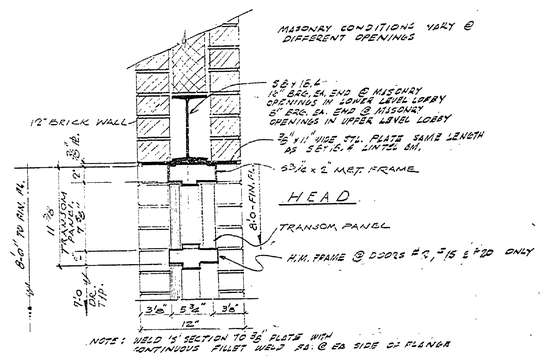

NOTE: WELD 1/8" SECTION TO 3/8" PLATE WITH CONTINUOUS FILLET WELD 3/8" @ EA SIDE OF FLANGE

LINTEL DETAIL
DOORS #2, #15 & #20 AND ENTRY OPENINGS #18 & #11 & LOWER LEVEL LOBBY OPENING
1/2" = 1'-0"

NOTE: NO DOOR FRAMES AT ENTRY OPENINGS #18 & #11

NOTE: 3 COURSES BRICK = 8"

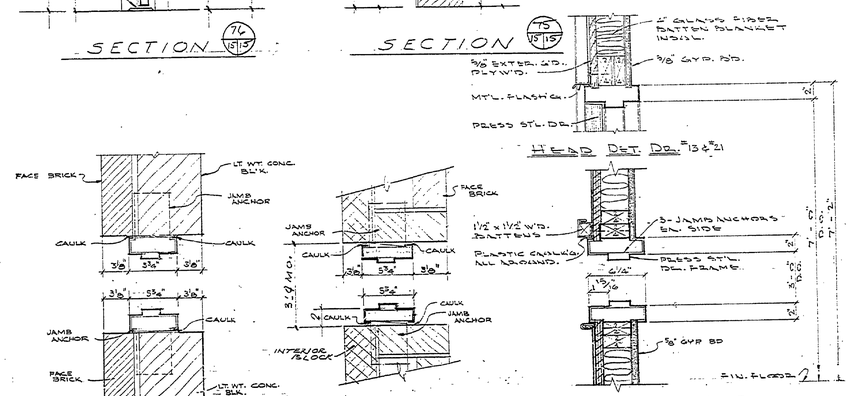

HEAD DET. DR. #13 & #21

JAMB @ DR. 20

JAMB DET'S. DR. #13 & #21
SC. 1 1/2" = 1'-0"

JAMB @ DR. 15

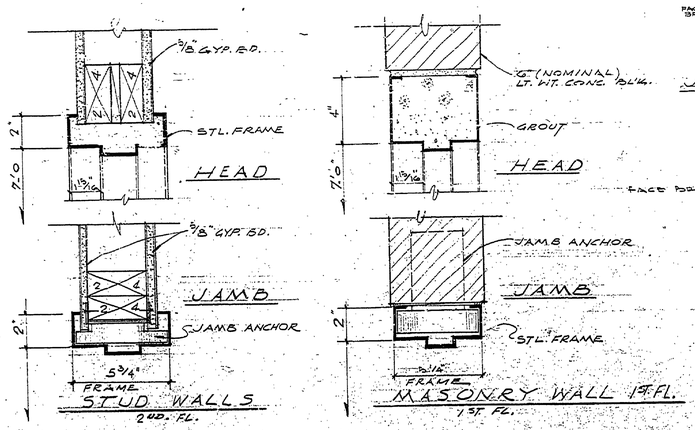

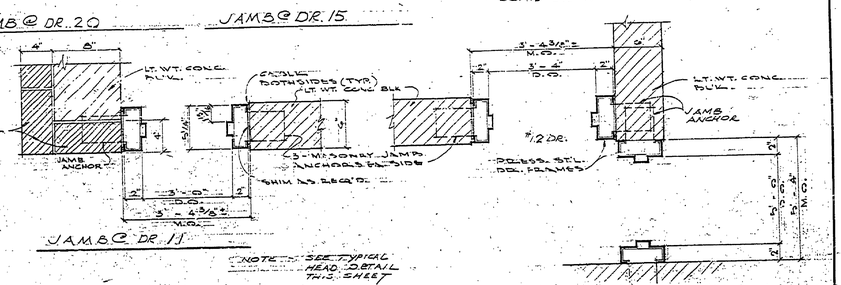

JAMB @ DR. 11

NOTE: SEE TYPICAL HEAD DETAIL THIS SHEET

JAMBS @ DRS. 7 & 12

TYPICAL DOOR DETAILS
3" = 1'-0"

SURVEYED BY		DRAWN BY B.R.	
DESIGNED BY		CHECKED BY	
	DATE		DATE

NO.	DATE	BY	REVISIONS	NO.	DATE	BY	REVISIONS
1.				3.			
2.				4.			

MICHIGAN
DEPARTMENT OF NATURAL RESOURCES

FINISH SCHEDULE, DOOR SCH. & DOOR DETAILS
SHEET TITLE

AREA OR PARK: P.U. HOFFMASTER STATE PARK
PROJECT: NATURE CENTER

PROJECT NO. 24-1660
SHEET 15 OF 21
PLAN NO. A-108