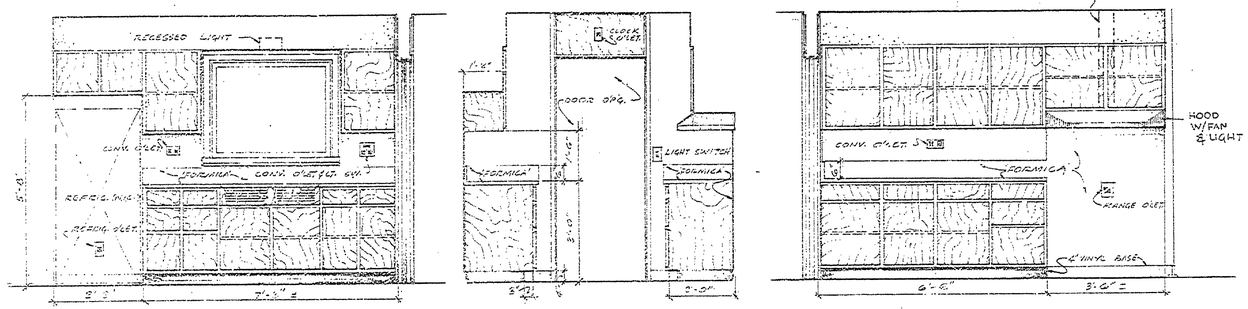

KITCHEN CASES
SCALE - 1/2" = 1'-0"



CEILING FRAMING PLAN
1/16" = 1'-0"

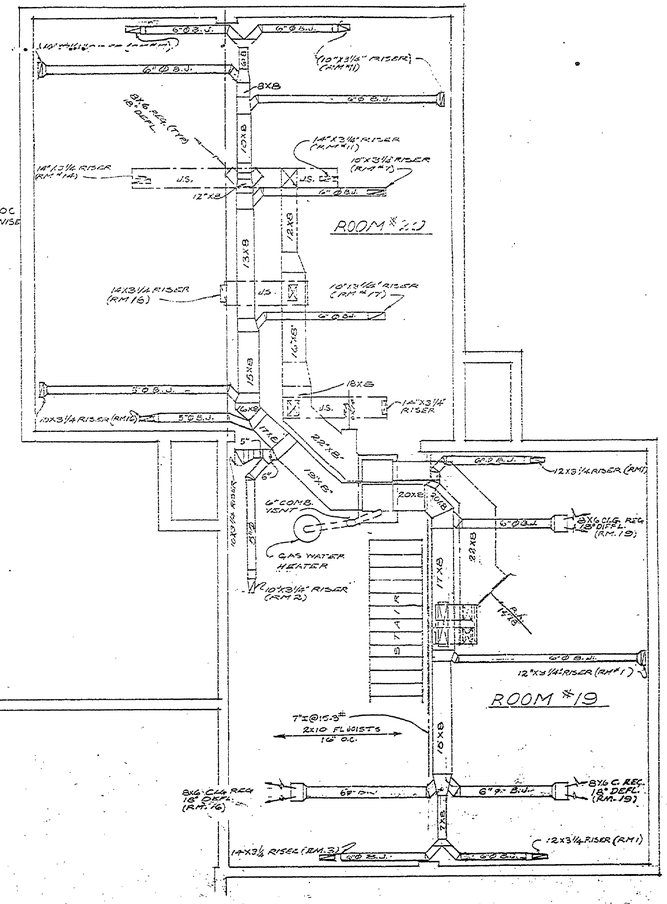

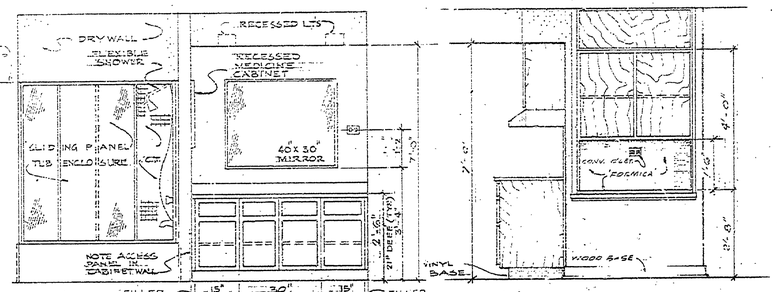

ELEVATION - BATHROOM #7
TUB & SHOWER SIDE
SCALE - 1/2" = 1'-0"

ELEV. - CHINA CAB.
(IN DINING RM.) SCALE - 1/2" = 1'-0"

NOTE: ALL DRAWERS TO BE HUNG W/ EXTENSION SLIDES (SEE SPEC)

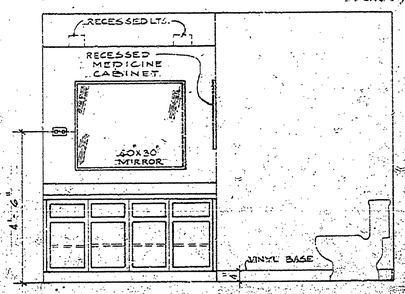

ELEVATION - BATHROOM #17
SCALE 1/2"

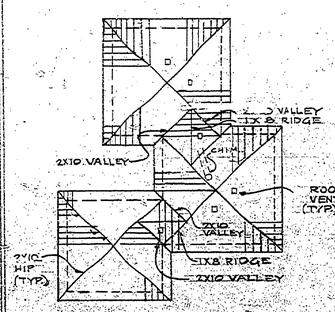

ROOF PLAN
NO SCALE

NOTE: ALL RAFTERS - 2X8 - 16" O.C. UNLESS OTHERWISE NOTED

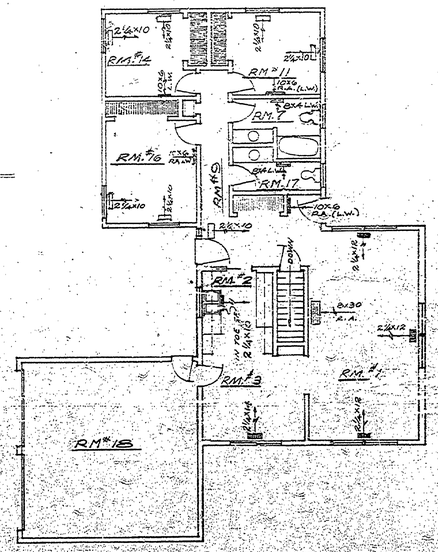

HEATING - FIRST FL. PLAN
SCALE - 1/8" = 1'-0"

HEATING PLAN - BASEMENT
SCALE - 1/8" = 1'-0"

SYMBOLS & ABBREVIATIONS

WARM AIR
- RISER
- DUCT
- REGISTER
- FLOOR REGISTER
- L.W. - LOW WALL
- O.G. - CEILING

RETURN AIR
- RISER
- DUCT
- INTAKE
- DUCT CONNECTION BELOW JOIST
- R.A. - RETURN AIR
- L.W. - LOW WALL

B.J. - DUCT BETWEEN JOISTS
J.S. - JOIST SPACE USED AS RETURN DUCT

DATE	BY	DATE	BY
NO.		NO.	
1		4	
2		5	
3		6	

REVISIONS

APPROVED

REVIEWED — DATE

ARCHITECTURAL

ENGINEERING

LANDSCAPE

DESIGNED BY

DRAWN BY

CHECKED BY

SECTIONS & MECH.
SHEET TITLE

MICHIGAN
DEPARTMENT OF CONSERVATION
PARKS AND RECREATION DIVISION

HOFFMASTER STATE PARK
RESIDENCE

SHEET NO. 5 OF 5

PROJECT NO. 2A-1425

PLAN NO. A-109