COMMUNICATION BLUEPRINT SERVICE 800 6-22 C1716

FIXTURE SCHEDULE

NO.	AMT.	MANUFACTURER & NUMBER	LAMP	WATT	REMARKS
A	11	SOLIX FF24PF-241	FLUOR.	4(40W)	MOUNT IN WORKROOM CEILING
B	66	SOLIX FF4PF-241	FLUOR	2(40W)	MOUNT IN CEILING
C	4	SOLIX H3108	INCAND	2(60W)	SURFACE MOUNT ON TOILET CEILINGS
D	4	SOLIX AKV64	INCAND	2(60W)	MOUNT HORIZ. ABOVE TOILET MIRRORS
E	1	SOLIX F102-2-241	FLUOR	2(40W)	MOUNT AT BOTTOM OF TRUSSES
F	1	STD. PORCELAIN FIXTURE	INCAND	1(100W)	MOUNT AT BOTTOM OF TRUSSES
G	2	STD. PULL-CHAIN FIXTURE	INCAND	1(75W)	MOUNT AT BOTTOM OF TRUSSES
H	20	MARKSTONE WAI-F41-L45	INCAND	1(150W) R40 FL.	MOUNT RECESSED IN CEILING
J	5	MARKSTONE WAI-618	INCAND	1(75W)	MOUNT RECESSED IN CEILING (AUDIO VISUAL ROOM)
K	4	MARKSTONE W5504	INCAND	1(150W) R-30 FL.	MOUNT RECESSED
L	2	MARKSTONE WAI-F30-L35	INCAND	1(75W) R-30 FL.	MOUNT RECESSED OVER EXIT AREA
M	13	MARKSTONE W5930	INCAND	1(150W) R40 SR	RECESSED ADJ. BEAM TO VERTICAL
N	13	McPHILBEN GN-26B	INCAND	1(150W) R40 FL.	MOUNT 8' HIGH AS EXTERIOR NIGHT LIGHTS
P	11	EXIDE REMOTE FIXTURE	INCAND	2SW(6V)	MOUNT RECESSED
S	27	McPHILBEN 93-25A	INCAND	1(75W) R-30 FL.	MOUNT TOP OF FIXTURE 5 COURSES ABOVE RAMP, STEPS & AVERAGE WALK ELEVATION
T	3	STONCO B68001-E	INCAND	1(75W) R-30 FL.	MOUNT ON BRIDGE BEAMS (SEE SHT # 14)
X-1	4	McPHILBEN 40W-8K1-Y	INCAND	2(25W)	W/EXIT GLOW PANEL WALL MOUNT
X-2	1	McPHILBEN 40W-8K1-Y(IRROW2)	INCAND	2(25W)	W/EXIT GLOW PANEL WALL MOUNT
X-3	1	McPHILBEN 40C-8K1-Y-P45-30"	INCAND	2(25W)	W/EXIT GLOW PANEL SUPPORTED FROM CHANNEL & W/JUNCTION BOX
X-4	4	McPHILBEN 40C-8K1-Y	INCAND	2(25W)	W/EXIT GLOW PANEL SUPPORTED FROM CHANNEL ATTACHED TO CEL. FURING ABOVE DOOR
X-5	2	McPHILBEN 40C-8K1-Y	INCAND	2(25W)	W/EXIT GLOW PANEL

CIRCUIT DATA

1	120V	LIGHTING, WORK ROOM
2	120V	LIGHTING, WORK ROOM
3	120V	LIGHTING, FIRST FLOOR FURNACE ROOM & MENS & WOMENS TOILETS
4	120V	LIGHTING, CLASSROOM
5	120V	LIGHTING, FIRST FLOOR NIGHT LIGHTS & EMERG. LTG.
6	120V	LIGHTING, CLASSROOM
7	120V	LIGHTING, CLASSROOM
8	120V	LIGHTING, CLASSROOM
9	120V	LIGHTING, LOBBY
10	120V	LIGHTING, EXHIBIT ROOM
11	120V	LIGHTING, EXHIBIT ROOM
12	120V	LIGHTING, SECOND FLOOR NIGHT LIGHT, WOMENS TOILET & EMERG. LTG.
13	120V	LIGHTING, FOYER
14	120V	LIGHTING, FOYER
15	120V	LIGHTING, SECOND FLOOR MENS TOILET & EMERG. LTG.
16	120V	LIGHTING, AUDIO VISUAL ROOM
17	120V	LIGHTING, AUDIO VISUAL ROOM
18	120V	LIGHTING, AUDIO VISUAL ROOM & PROJECTION ROOM
19	120V	LIGHTING, PROJECTION ROOM
20	120V	LIGHTING, EXTERIOR NIGHT LIGHTS
21	120V	LIGHTING, EXTERIOR ENTRANCE
22	120V	CONVENIENCE OUTLETS, WORK ROOM (TOP RECEP.)
23	120V	CONVENIENCE OUTLETS, WORK ROOM (BOTTOM RECEP.)
24	120V	CONVENIENCE OUTLETS, FIRST FLOOR FURNACE & SUPPLY ROOMS
25	120V	CONVENIENCE OUTLETS, FIRST FLOOR WORK ROOM & MEN'S & WOMEN'S TOILETS
26	120V	CONVENIENCE OUTLETS, AUDIO VISUAL & PROJECTION ROOMS (TOP RECEP.)
27	120V	CONVENIENCE OUTLETS, AUDIO VISUAL & PROJECTION ROOMS (BOTTOM RECEP.)
28	120V	CONVENIENCE OUTLETS, CLASSROOM & LOBBY ALSO TWO CLOCK OUTLETS.
29	120V	CONVENIENCE OUTLETS, EXHIBIT ROOM (TOP RECEP.)
30	120V	CONVENIENCE OUTLETS, EXHIBIT ROOM (BOTTOM RECEP.)
31	120V	CONVENIENCE OUTLETS, EXHIBIT ROOM (TOP RECEP.)
32	120V	CONVENIENCE OUTLETS, EXHIBIT ROOM (BOTTOM RECEP.)
33	120V	CONVENIENCE OUTLETS, EXHIBIT ROOM (TOP RECEP.)
34	120V	CONVENIENCE OUTLETS, EXHIBIT ROOM (BOTTOM RECEP.)
35	120V	CONVENIENCE OUTLETS, AUDIO VISUAL, FOYER & FURNACE ROOMS (TOP RECEPT.)
36	120V	CONVENIENCE OUTLETS, AUDIO VISUAL, FOYER & FURNACE ROOMS (BOTT. RECEPT.)
37	120V	CONVENIENCE OUTLETS, AUDIO VISUAL, ALSO TWO CLOCK OUTLETS
38	120V	CONVENIENCE OUTLETS, PROJECTION ROOM
39	120V	LIGHTING, EXTERIOR APPROACH WALK (SEE SHT #2 FOR LOCATION)
40	120V	LIGHTING, EXTERIOR APPROACH WALK (SEE SHT #2 FOR LOCATION)
41	120V	LIGHTING, EXTERIOR APPROACH WALK (SEE SHT #2 FOR LOCATION)
42	120V	LIGHTING, EXTERIOR APPROACH WALK (SEE SHT #2 & #16 FOR LOCATION)
43	120V	LIGHTING, BUILDING EXIT LIGHTS
44	120V	EXHAUST FANS - PROJECTION RM. & ENTRY
45	120V	EXHAUST FANS - EXHIBIT AND WORKROOM
46	120V	EXHAUST FANS - CLASSROOM.

NOTE: FIXTURES (S & T) AND CIRCUITS #39, #40, #41 & #42 ARE THE ONLY CIRCUITS & FIXTURES INCLUDED IN THIS CONTRACT (24-1677)

BLDG. ELECT. PLANS ARE FOR REFERENCE ONLY

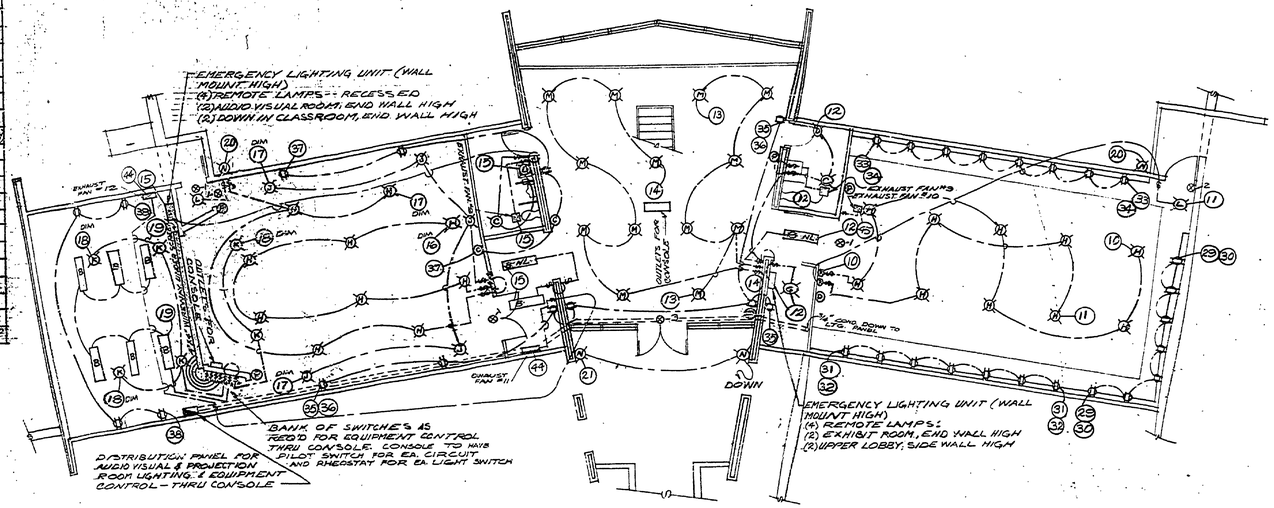

SECOND FLOOR ELECTRICAL PLAN
1/8" = 1'-0"

←N.I.C.

LEGEND

	CLOCK OUTLET
	CONVENIENCE OUTLET
	EXIT LIGHT
	PRIVATE TELEPHONE
	PUBLIC TELEPHONE
	ELECTRICAL PANEL
SH	SWITCH HEIGHT
S	SWITCH
S3	3-WAY SWITCH
S4	4-WAY SWITCH
	RHEOSTAT
	EMERGENCY LTG. REMOTE LAMPS
	TELEPHONE JUNCTION BOX

NOTES

CONVENIENCE OUTLETS ARE LOW WALL MOUNTED UNLESS OTHERWISE SPECIFIED.

STUB CONDUITS 8' FROM BUILDING

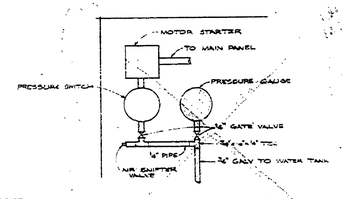

PUMP CONTROL DETAIL

N.I.C.

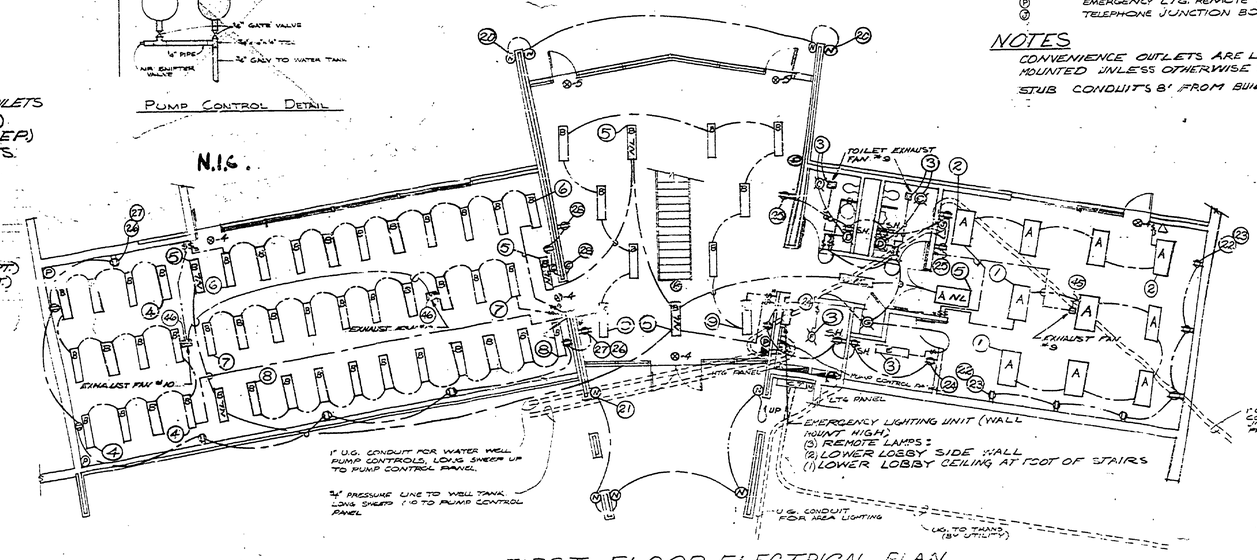

FIRST FLOOR ELECTRICAL PLAN
1/8" = 1'-0"

←N.I.C.

SURVEYED BY		DRAWN BY S.B.	1-73	NO.	DATE	BY	REVISIONS	NO.	DATE	BY	REVISIONS
DESIGNED BY T.P.	1-73	CHECKED BY T.P.	1-79	1.				3.			
	DATE		DATE	2.				4.			

MICHIGAN
DEPARTMENT OF NATURAL RESOURCES

MECHANICAL
ELECTRICAL PLAN
SHEET TITLE

AREA OR PARK: P.J. HOFFMASTER STATE PARK
PROJECT: SANDS & WALKS

PROJECT NO. 24-1677
SHEET 7 OF 7
PLAN NO. A-110