R-1638 COMMERCIAL BLUEPRINT SERVICE 5-69

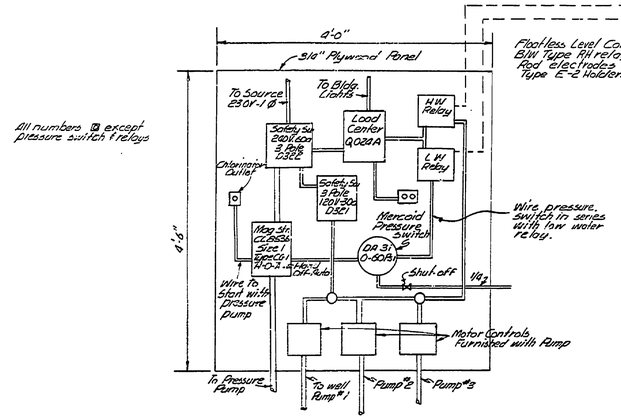

ELECTRICAL PANEL
1" = 1'-0"

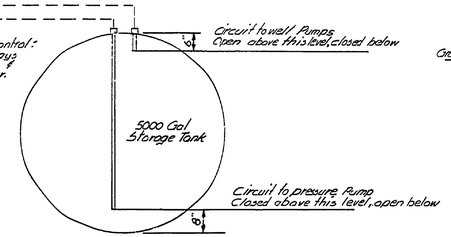

WATER LEVEL CONTROL
No Scale

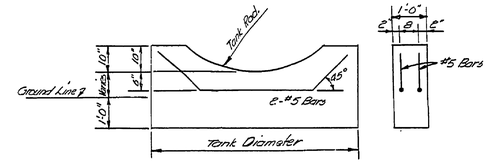

TANK SUPPORT
1/2" = 1'-0"

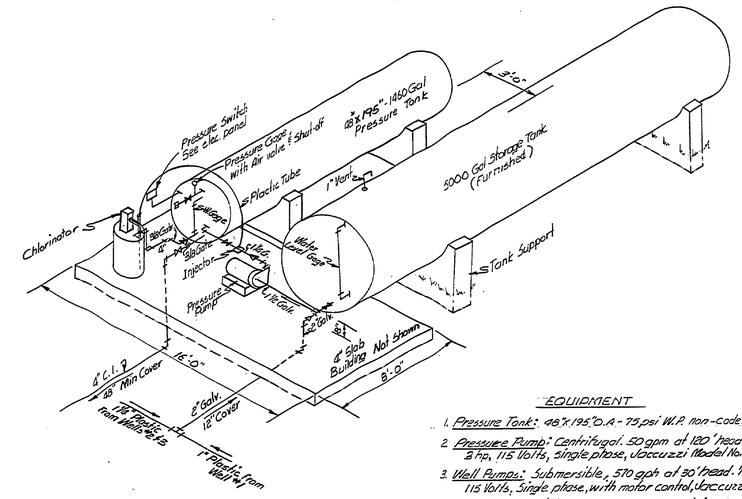

PUMP HOUSE LAYOUT
1/2" = 1'-0"

EQUIPMENT

1. Pressure Tank: 48"x195" O.A. - 75 psi W.P. non-code.
2. Pressure Pump: Centrifugal. 50 gpm at 120' head 3 hp, 115 Volts, single phase, Jacuzzi Model No. 3DM1.
3. Well Pumps: Submersible, 510 gph at 30' head. 1/2 hp, 115 Volts, Single phase, with motor control, Jacuzzi Mod. 254A
4. Chlorinator: With Tank assembly. Complete. Precision Model 801 with 475 Tank assembly.
5. Air Compressor: Not shown, Electric. portable piston type. 1/2 hp. 115 Volt Single phase Delivery 1.3 C.F.M. at 50 psi. with 10' air hose and chuck.

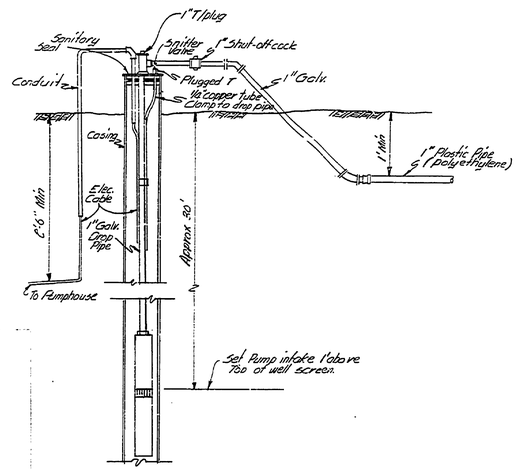

WELL PUMP INSTALLATION
3 Required

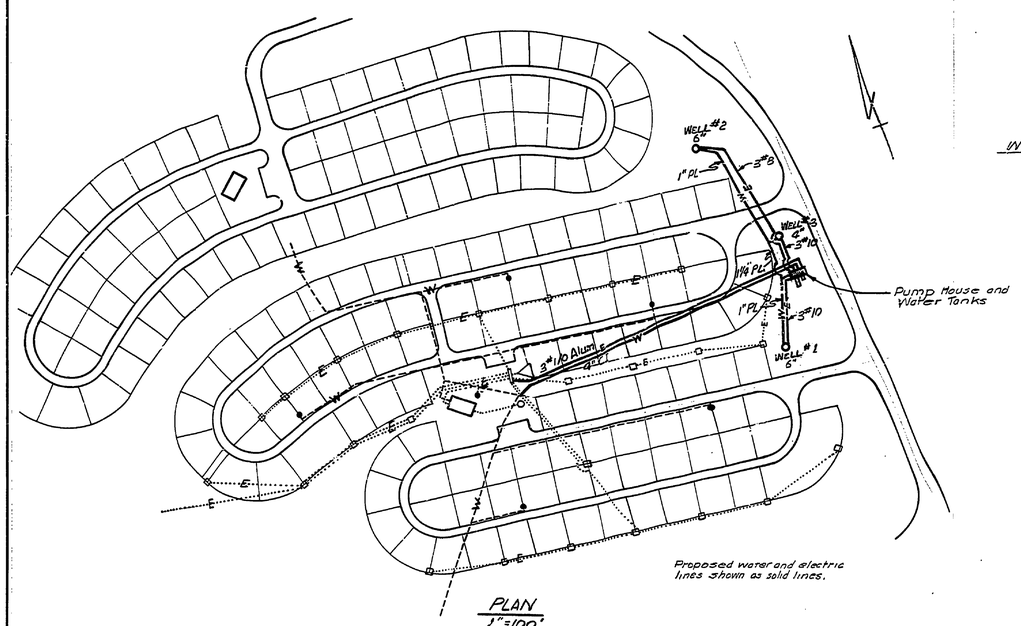

PLAN
1" = 100'

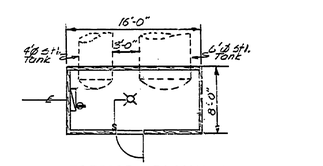

FLOOR PLAN
1/4" = 1'-0"

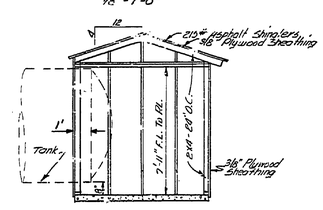

SECTION
1/4" = 1'-0"

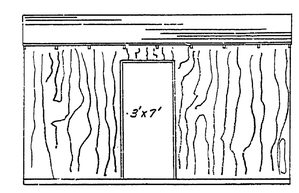

ELEVATION
1/4" = 1'-0"

SURVEYED BY		DRAWN BY J.W.L	3-70	NO.	DATE	BY	REVISIONS	NO.	DATE	BY	REVISIONS	
DESIGNED BY W.H.E.	3-70	CHECKED BY		1.	9-27-70	W.H.E.	Additional Sheet for Water System Alterations	3.				
	DATE		DATE	2.				4.				

MICHIGAN
DEPARTMENT OF NATURAL RESOURCES

WATER SYSTEM ALTERATIONS
SHEET TITLE

HOFFMASTER STATE PARK
AREA OR PARK

CAMPGROUND DEVELOPMENT
PROJECT

PROJECT NO. Pa 110-75-2499-024

SHEET 9A OF 27

PLAN NO. E101