


REVISIONS	NO. DATE BY	APPROVED BY	DATE	REVIEWED BY SECTIONS	DATE
4	1/14/67 GSH ADD GOURMET AND SLOPES	ASSTANT CHIEF IN CHARGE	2-61	ARCHITECTURAL	
5				ENGINEERING	
6				LANDSCAPE L.M.C.	

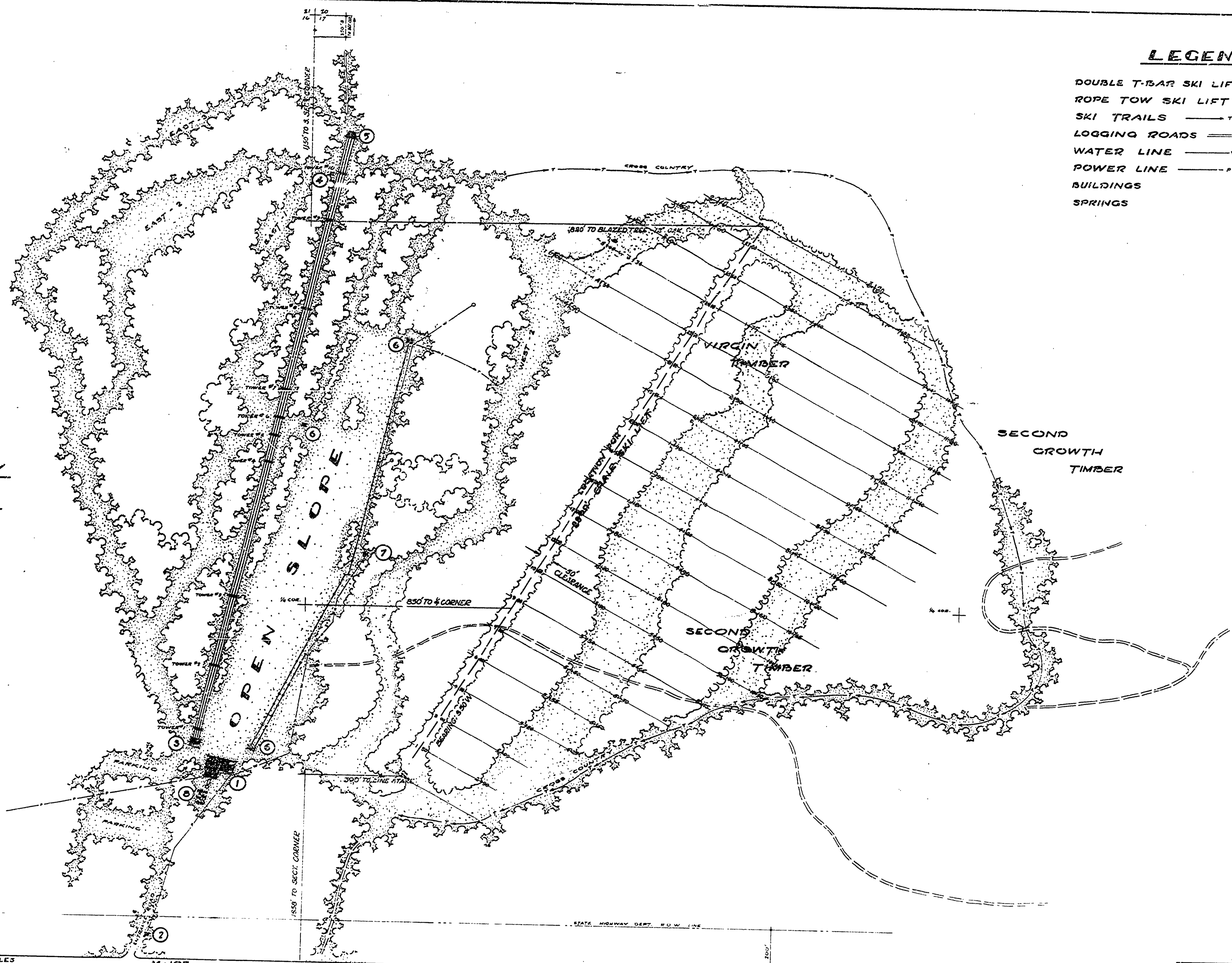


**LEGEND**

- DOUBLE T-BAR SKI LIFT
- ROPE TOW SKI LIFT
- SKI TRAILS
- LOGGING ROADS
- WATER LINE
- POWER LINE
- BUILDINGS
- SPRINGS


**BUILDING KEY**

1. SKI SHELTER BLDG.
2. ENTRANCE CONTROL BLDG.
3. T-BAR TOW POWER BLDG.
4. T-BAR TOW CONTROL BLDG.
5. T-BAR TOW TERMINAL BLDG.
6. ROPE TOW POWER BLDG.
7. WATER STORAGE TANK
8. SEPTIC TANKS AND DISPOSAL FIELD



APPROVED:  
*Paul Q. Reanick*  
 CHIEF, PARKS DIVISION  
 MICHIGAN DEPARTMENT OF CONSERVATION  
 DATE: 1-12-67

FIELD SURVEY AND ORIGINAL DRAWING BY J. CALABRO



SCALE 1" = 200'

MICHIGAN DEPARTMENT OF CONSERVATION  
 PARKS AND RECREATION DIVISION

PORCUPINE MTS. STATE PARK  
 SKI AREA DEVELOPMENT

SHEET NO. 1 OF 1  
 PLAN NO. 1-105