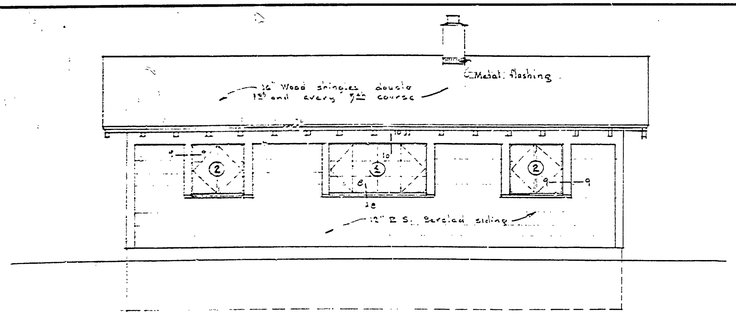

REAR ELEVATION
Scale ¼"=1'-0"

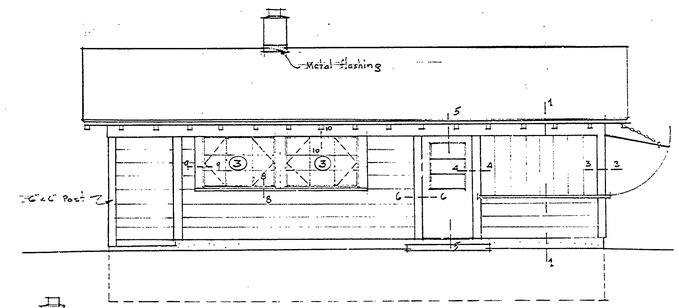

FRONT ELEVATION
Scale ¼"=1'-0"

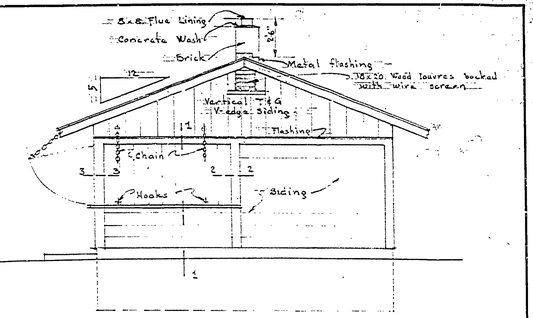

RIGHT ELEVATION
Scale ¼"=1'-0"

WINDOW SCHEDULE

X	No.	Qual.	Width	Height	Type	Remarks
1	1	4322	5'-4"	3'-2½"	12	None Steel Residence Casements
2	2	2322	2'-1"	3'-2½"	8	" " " "
3	2	3222	4'-6"	3'-2½"	9	" " " "
4	1	3222	3'-3"	3'-2½"	4	" " " "

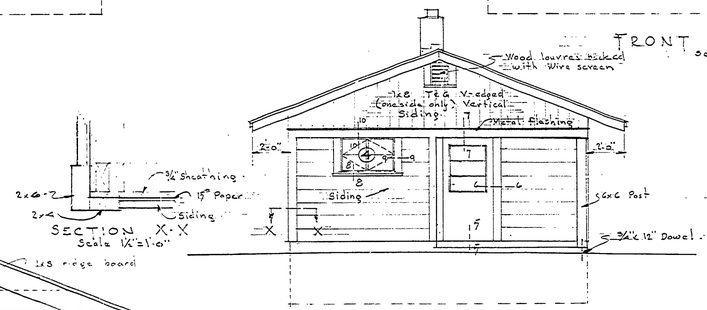

LEFT ELEVATION
Scale ¼"=1'-0"

SECTION X-X
Scale ¼"=1'-0"

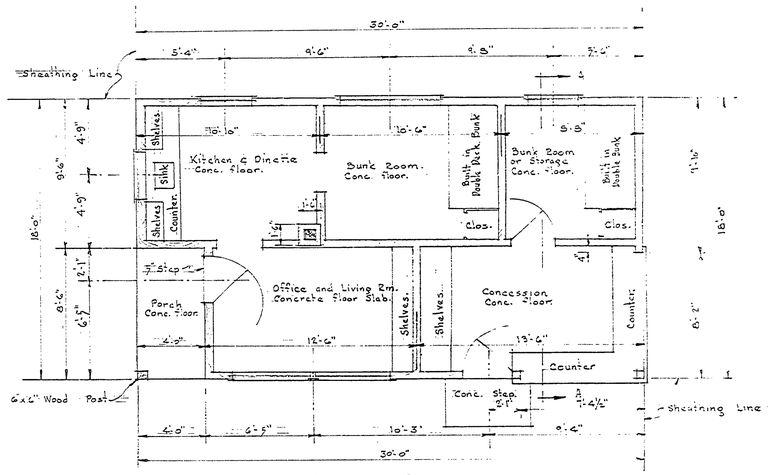

FLOOR PLAN
Scale ¼"=1'-0"

Note:— 2" of Rockwool to be used between all ceiling joist except over concession

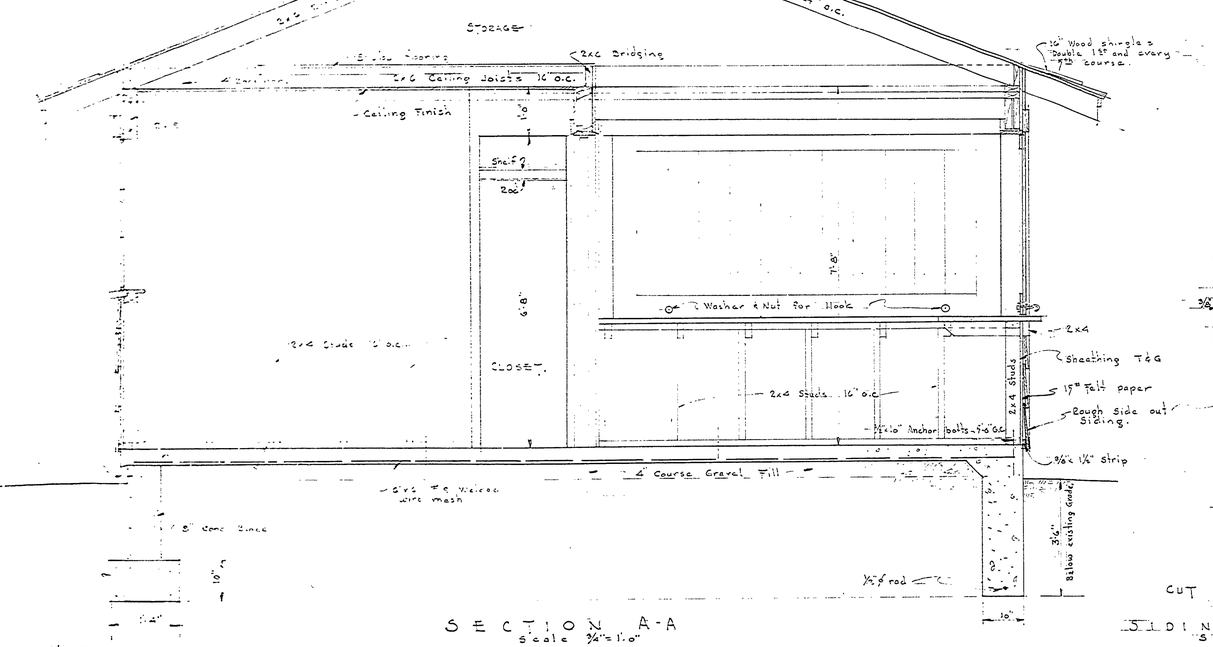

SECTION A-A
Scale ¾"=1'-0"

Note
Alternate Foundation.

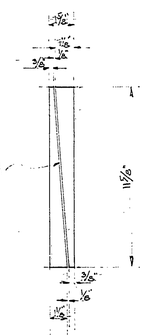

CUT FROM 2x12 (1½"x 11⅞")

SIDING DETAIL
Scale 3"=1'-0"

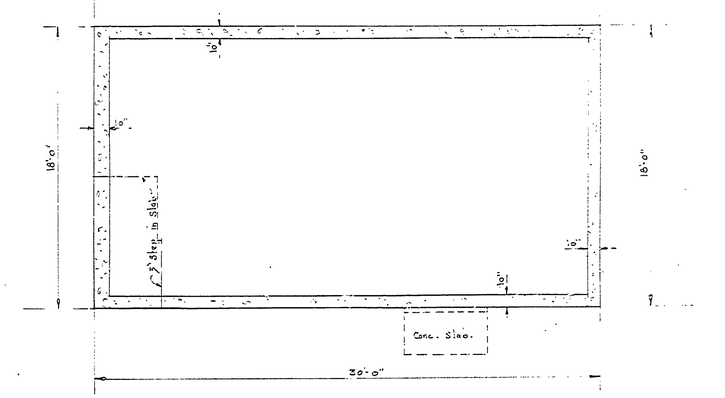

FOUNDATION PLAN
Scale ¼"=1'-0"

REVISIONS					
No.	Date	By	No.	Date	By
1			4		
2			5		
3			6		

Designed by	B.M.H.	Approved by	
Drawn by	J.W.F.	Assistant Chief in Charge of Design	
Traced by	J.W.F.	Date	
Checked by	B.M.H.		
Date	6-24-48		

Reviewed by Sections		Date
Architectural	C.H.	7-22-48
Engineering	C.A.H.	6-24-48
Landscape	D.A.R.	6-24-48

MICHIGAN
DEPARTMENT OF CONSERVATION
PARKS AND RECREATION DIVISION

CONCESSION AND OFFICE BUILDING
PORCUPINE MOUNTAINS AREA.

SHEET NO. 1 OF 2

PLAN NO. A-104