R-1536 COMMERCIAL BLUEPRINT SERVICE 500 1-74 97489

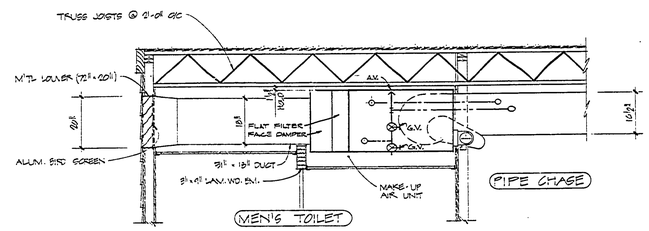

SECTIONAL ELEVATION (21/12/13)
SCALE – 1/2" = ONE FOOT

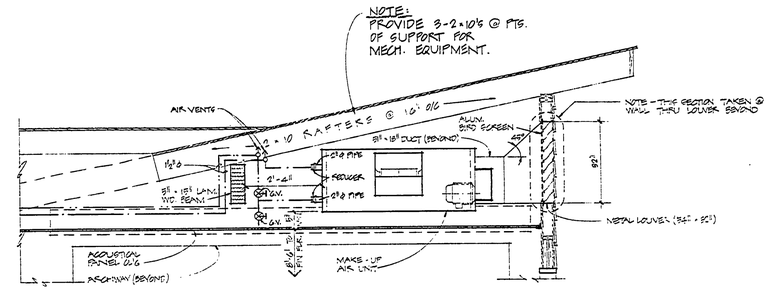

SECTIONAL ELEVATION (22/12/13)
SCALE – 1/2" = ONE FOOT

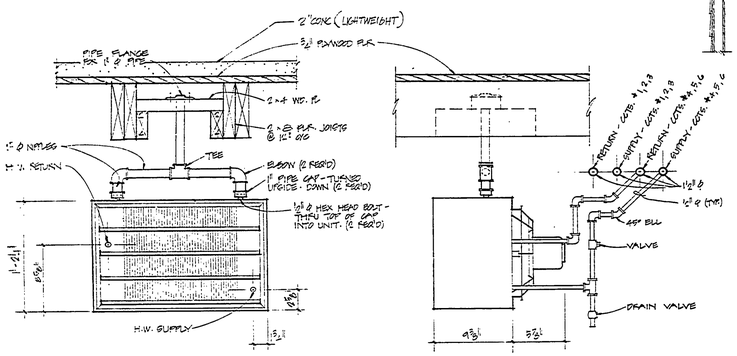

UNIT HEATER DETAILS
SCALE – 1 1/2" = ONE FOOT

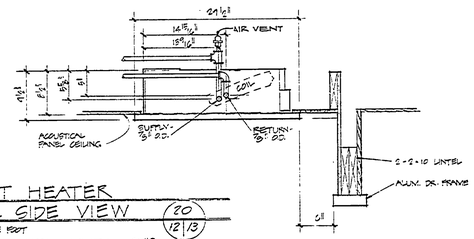

CABINET HEATER TYPICAL SIDE VIEW (20/12/13)
SCALE – 1" = ONE FOOT
UNIT "A" – TOTAL OVERALL LENGTH – 39'-11"
UNIT "B" – TOTAL OVERALL LENGTH – 68'-8"
} SEE PLAN - SHT. NO.
UNIT "A" 1 1/2" SUPPLY & RETURN
UNIT "B" 1" SUPPLY & RETURN

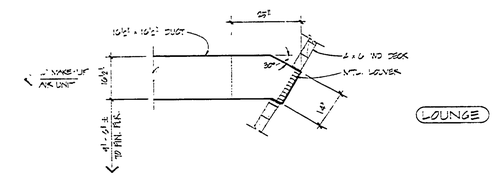

SECTION (19/12/13)
SCALE – 1/2" = ONE FOOT

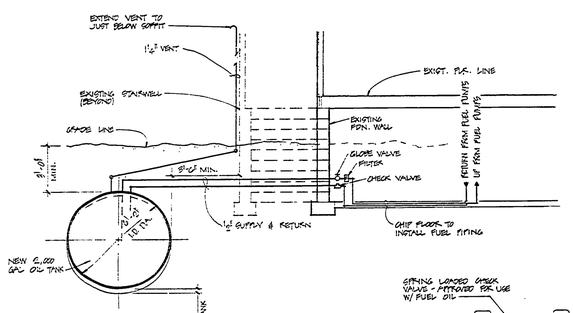

SECTION
SCALE – 1/2" = ONE FOOT

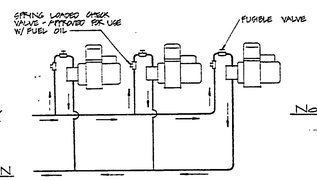

TYPICAL FUEL OIL PIPING (NOT TO SCALE)

SPECIAL NOTES:

1. CHECK VALVE TO BE SPRING LOADED TYPE APPROVED FOR USE W/ FUEL OIL.
2. ALL TUBING FITTINGS TO BE FLARED TYPE TO INSURE TIGHTNESS & PIPE THREAD CONFORMS TO BE A TYPE COMPATIBLE W/ FUEL OIL.
3. USE MALLEABLE IRON FITTINGS AND INSTALL SWING JOINTS @ EVERY UNDERGROUND ELBOW.

NOTE:
CONCRETE SADDLES MAY BE ELIMINATED IF EXISTING BED ROCK IS SUITABLE FOR ANCHORING TANK.

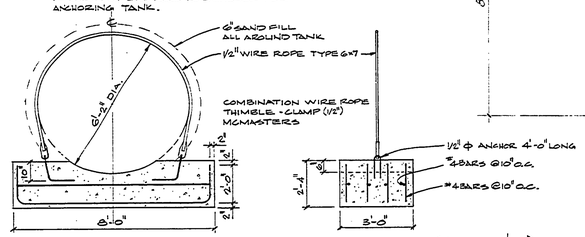

DETAIL OF OIL TANK SUPPORT (2 REQ'D.)
SCALE 1/2" = 1'-0"

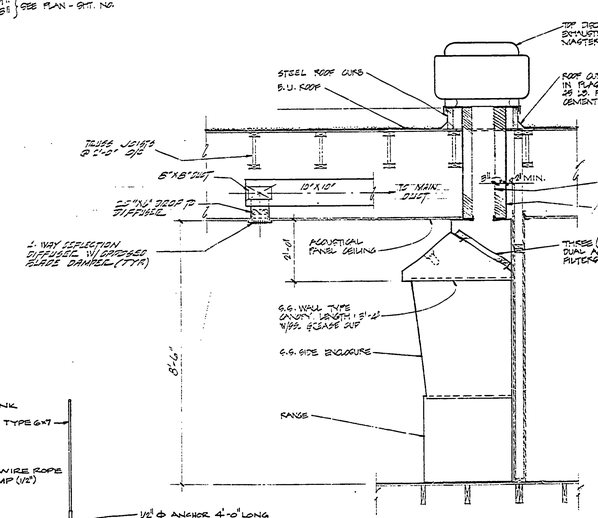

SECTION (25/12/13)
SCALE – 1/2" = ONE FOOT

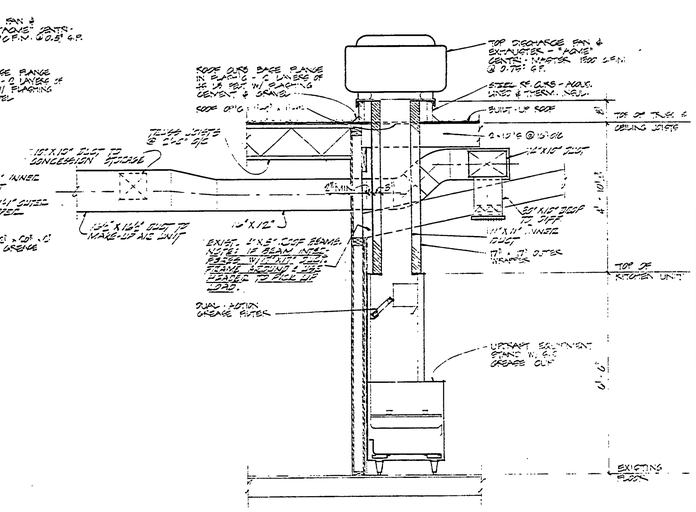

SECTION (23/12/13)
SCALE – 1/2" = ONE FOOT

SURVEYED BY		DRAWN BY	6-75	NO.	DATE	BY	REVISIONS	NO.	DATE	BY	REVISIONS	MICHIGAN DEPARTMENT OF NATURAL RESOURCES	MECHANICAL DETAILS
DESIGNED BY		CHECKED BY		1.				3.					SHEET TITLE
	DATE		DATE	2.				4.					

AREA OR PARK: FORGUINE MOUNTAINS STATE PARK
PROJECT: SKI CHALET ADDITION
PROJECT NO. 24-1454
SHEET 13 OF 15
PLAN NO. A-118