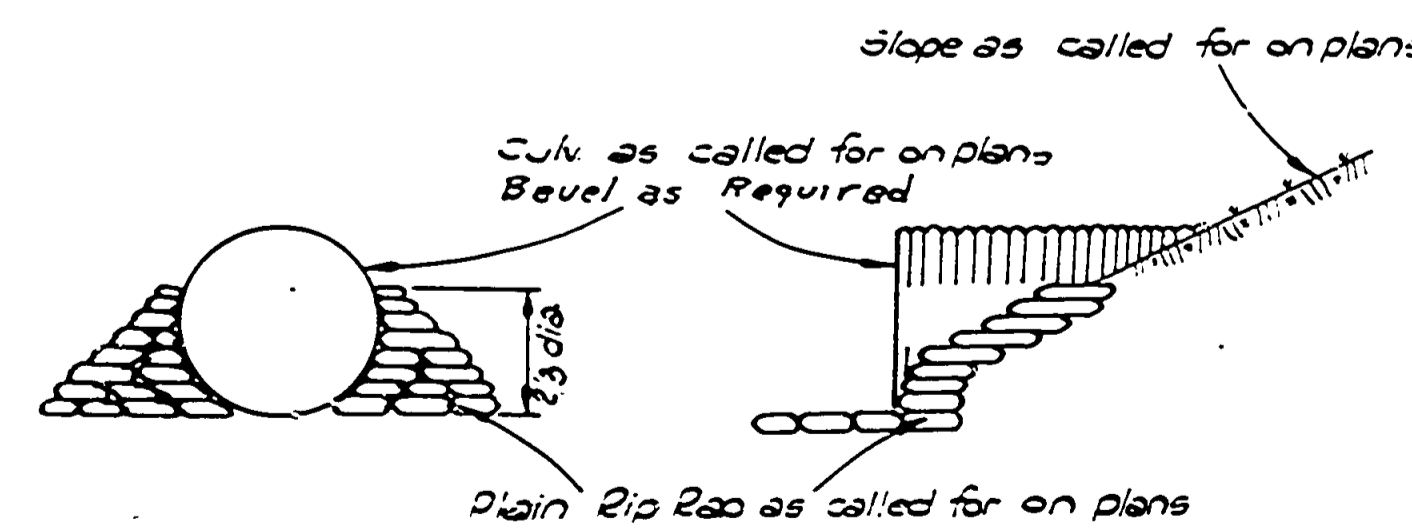
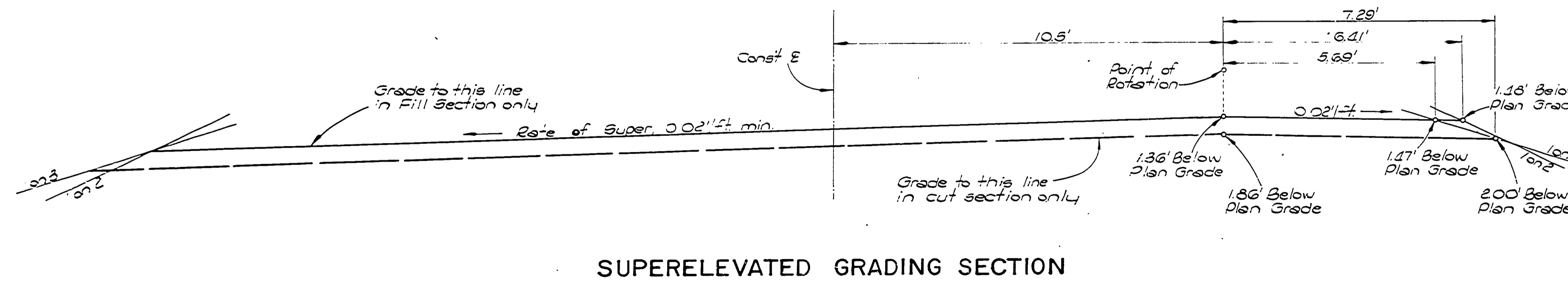
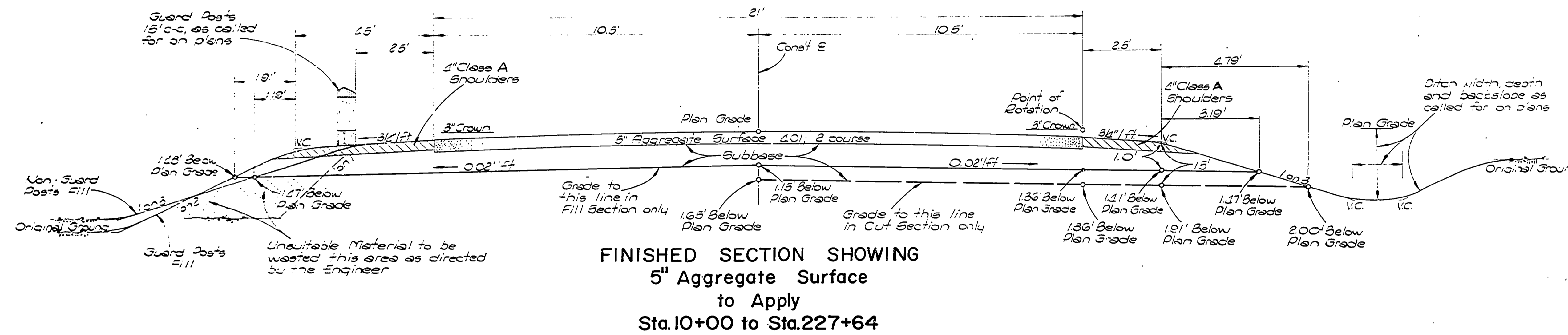


TYPICAL CROSS-SECTIONS

S.P.R. DIV. NO.	STATE	PROJ. NO.	FISCAL YEAR	SHEET NO.	TOTAL SHEETS
4	MICH.	51020(7)			
ROUTE	STATE PROJECT	COUNTY	TOWNSHIP	SHEET NO.	TOTAL SHEETS
1040	66-55	Orion	Carleton	2	17
S.P.R. DIV. NO.	STATE	PROJ. NO.	FISCAL YEAR	SHEET NO.	TOTAL SHEETS
4	MICH.				
ROUTE	STATE PROJECT	COUNTY	TOWNSHIP	SHEET NO.	TOTAL SHEETS



NOTES

Superelevation, rotate about the outside edge of 'Metals'.
Use a 300' transition for all rates of superelevation called for on plans.

For ditches, other than shown on this sheet, see Standard Plan E-4-A-25D.

Class B Slopes will be required on this project.

Slopes shall be mulched at the rate of 2.5 tons per acre as directed by the Engineer.

S. J. B. Engineering - 1963