ITEM NO.	REQ'D	DESCRIPTION
1	1	PEDASTAL FRAME C-12728
2	1	GEAR REDUCER MOUNT C-13074
3	1	BRAKE LEVER HOUSING A-12620
4	54	1 1/2" x 12 STANDARD ANCHOR BOLTS WITH NUT & FLAT WASHER
5	2	5/8" x 12" STANDARD ANCHOR BOLTS WITH NUT & FLAT WASHER

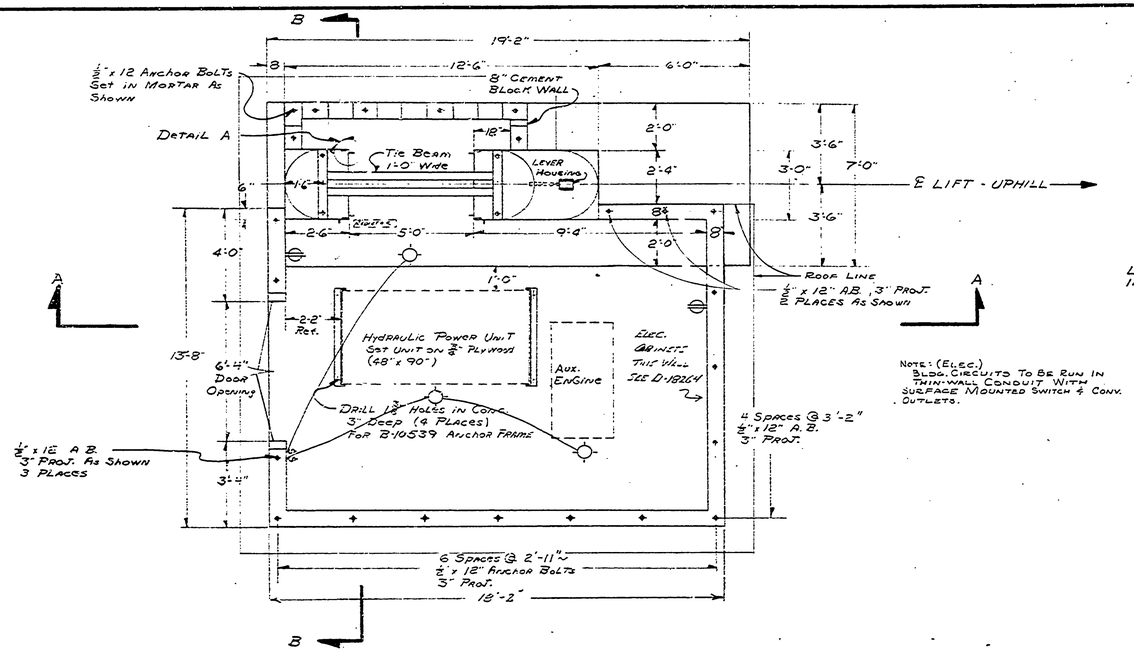

NOTE: (ELEC.) BLDG. CIRCUITS TO BE RUN IN THIN-WALL CONDUIT WITH SURFACE MOUNTED SWITCH & CONV. OUTLETS.

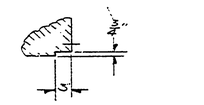

LEAVE 3/8" x 3" MITRE EACH INSIDE CORNER EACH PIER

DETAIL A

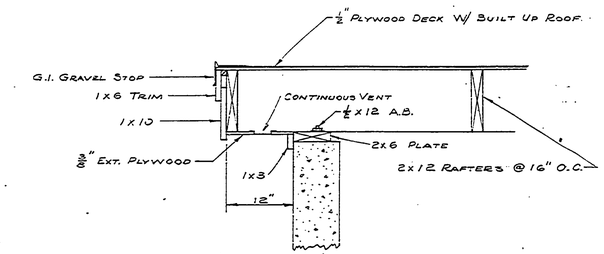

SECTION B-B

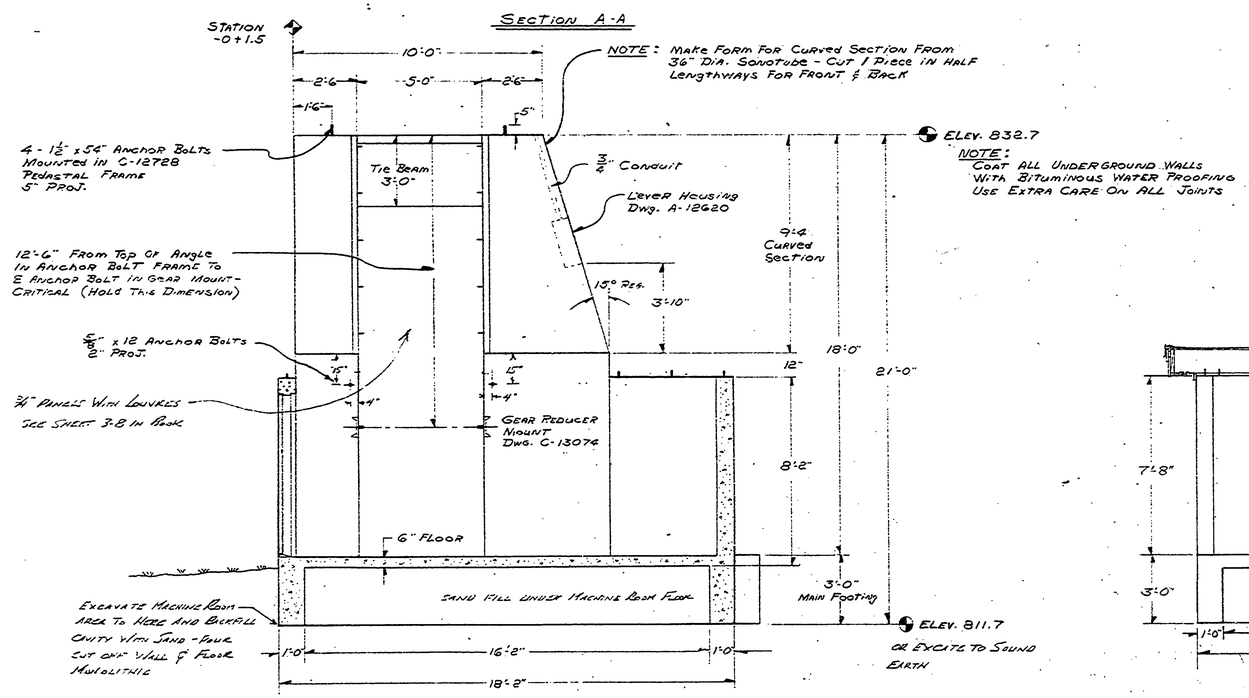

SECTION A-A

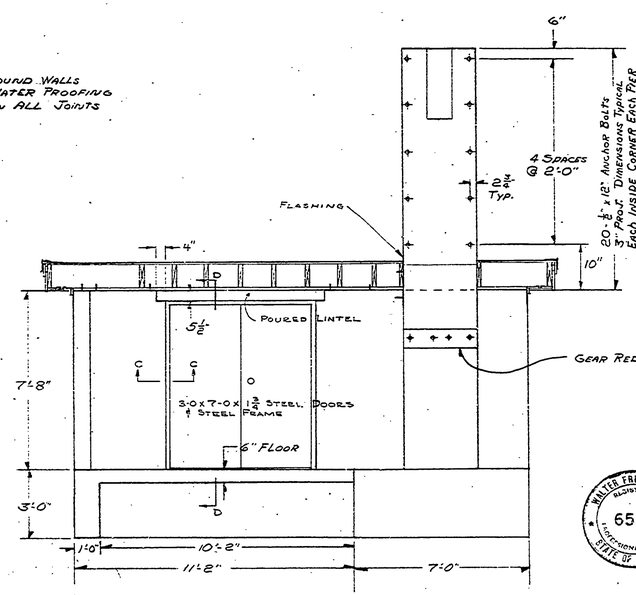

SECTION B-B

SECTION C-C

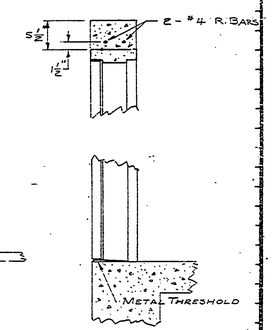

SECTION D-D

WALTER FRED HOLLAND REGISTERED 6507 PROFESSIONAL ENGINEER STATE OF COLORADO

DATE	REVISION	BY
7-22-67	REVISED LOCATION OF A.B. FOR RADIATOR	WH

MINER-DENVER, INC.
34TH AND WALNUT
DENVER, COLORADO 80205

REFERENCE

SUBJECT: MINER-DENVER CHAIRLIFT, PORCUPINE MTNS. STATE PARK

DESCRIPTION: DRIVE TERMINAL FOUNDATION & MACHINE ROOM - ANCHOR BOLTS & DIM

DRAWN BY: BLT | CHECKED BY:
DATE: 7-14-67 | SCALE: 3/8" = 1'-0"
CODE:
DRAWING NO. D 18260 1 of 2

DRAWINGS AND SPECIFICATIONS AS INSTRUMENTS OF SERVICE ARE THE PROPERTY OF MINER-DENVER, INC., DENVER, COLORADO (USA) WHETHER THE WORK FOR WHICH SUBMITTED BE EXECUTED OR NOT, AND ARE NOT TO BE USED FOR OTHER PURPOSE WITHOUT THE SPECIFIC KNOWLEDGE AND PERMISSION OF MINER-DENVER, INC.