COMMERCIAL BLUEPRINT SERVICE NO 11-47

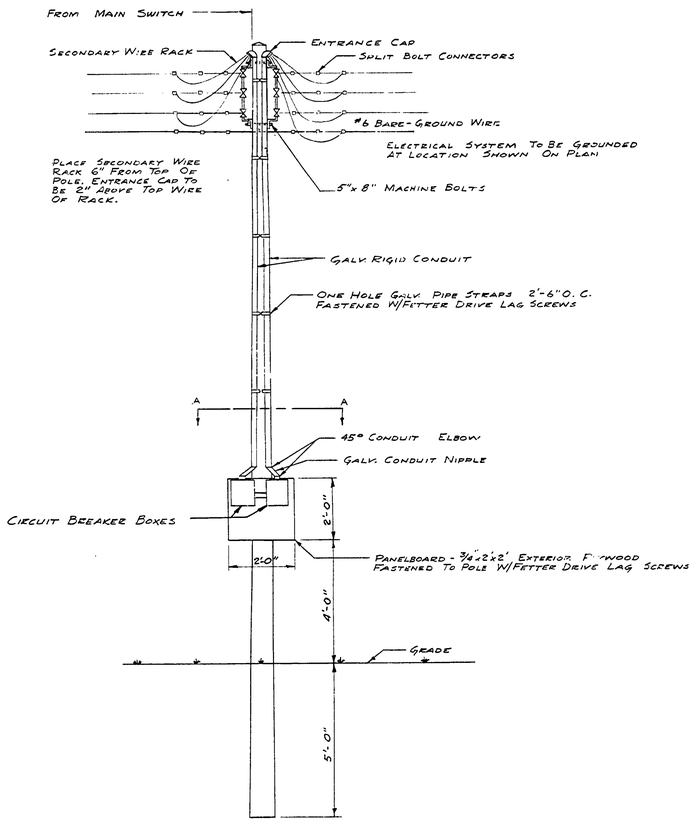

ELEVATION

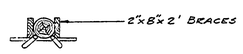

Section A-A

BRANCH CIRCUIT BREAKER POLE

Scale: 1/2" = 1'-0"

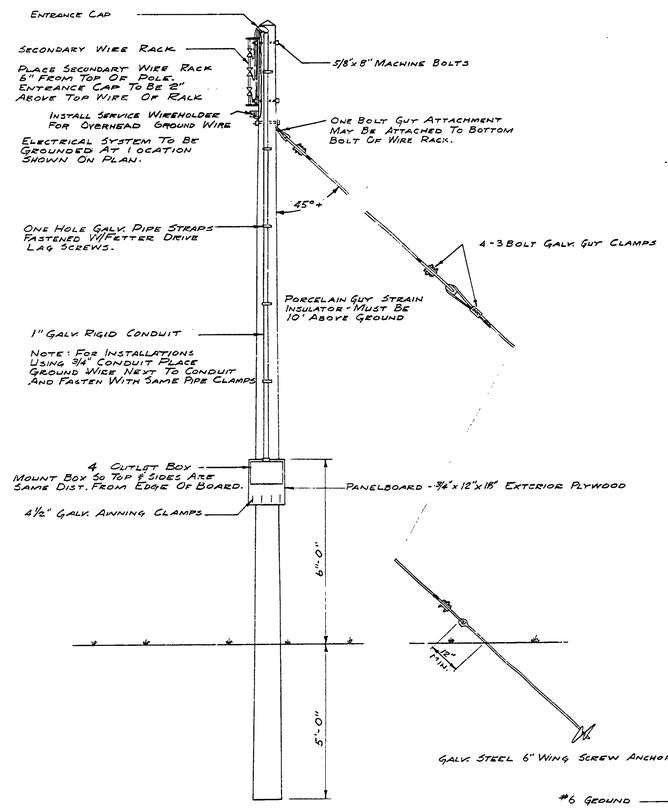

OUTLET BOX & POLE DETAILS

Scale 1/2" = 1'-0"

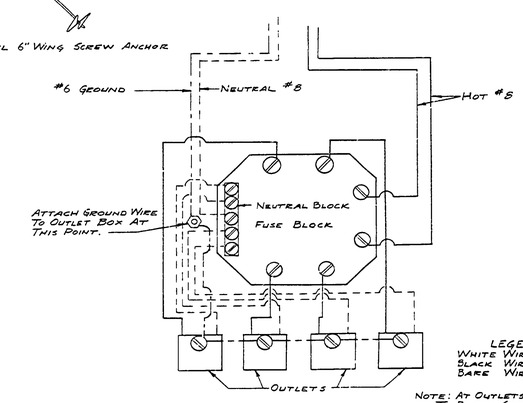

WIRING DIAGRAM
For System With Overhead Ground

LEGEND
White Wire (Neutral)
Black Wire (Hot)
Bare Wire (Ground)

Note: At Outlets Connect Hot Wire To Brass Screw, Neutral Wire To White Screw & Ground Wire To Green Screw.

SURVEYED BY		DRAWN BY		NO.	DATE		REVISIONS	NO.	DATE	BY	REVISIONS	MICHIGAN DEPARTMENT OF CONSERVATION	DETAIL SHEET
DESIGNED BY		CHECKED BY		1.				3.					
	DATE		DATE	2.				4.					

SHEET NO. ____ OF ____
FOR PROJECT NO. P2108-5124-300-085

PORCUPINE MOUNTAINS STATE PARK
SHEET 2 OF 2 PLAN NO. E-125