R-1458 COMMERCIAL BLUEPRINT SERVICE 12-70 43046-

NOTES:

1. ALL ELECTRICAL LINES INDICATED TO BE BURIED SHALL BE PLACED A MIN. OF 30" BELOW GROUND.
2. ALL MATERIALS AND WORKMANSHIP SHALL CONFORM TO THE CURRENT EDITION OF THE NATIONAL ELECTRICAL CODE
3. THE ELECTRICAL SYSTEM SHALL BE GROUNDED AT THE METER POLE BY GROUND ROD AND AT THE ELECTRICAL PANELBOARD THROUGH THE PARK WATER SYSTEM

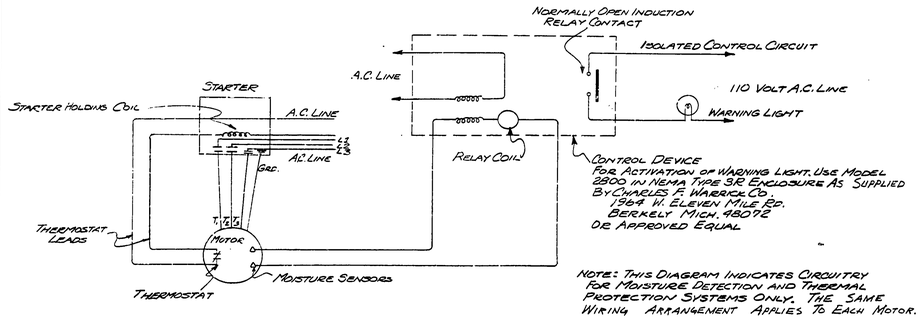


WIRING DIAGRAM

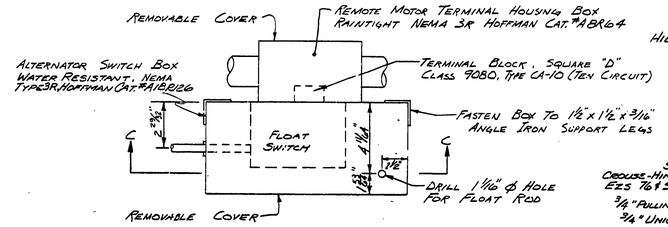


ALTERNATOR & REMOTE MOTOR TERMINAL HOUSING BOX
(TOP VIEW)

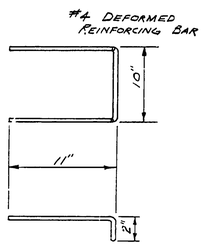


MANHOLE STEP DETAIL

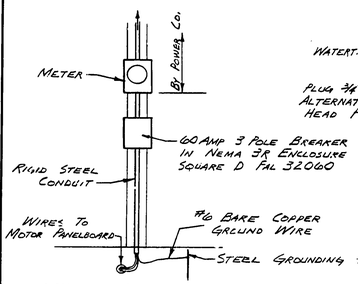


METER POLE DETAIL

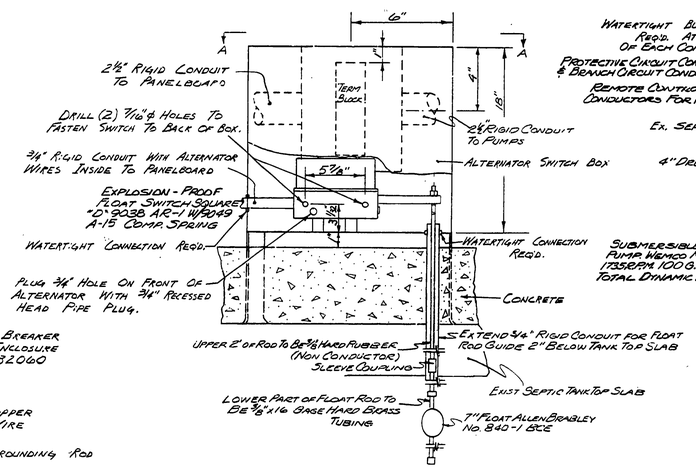


ALTERNATOR & REMOTE MOTOR TERMINAL HOUSING BOX
SECTION C-C

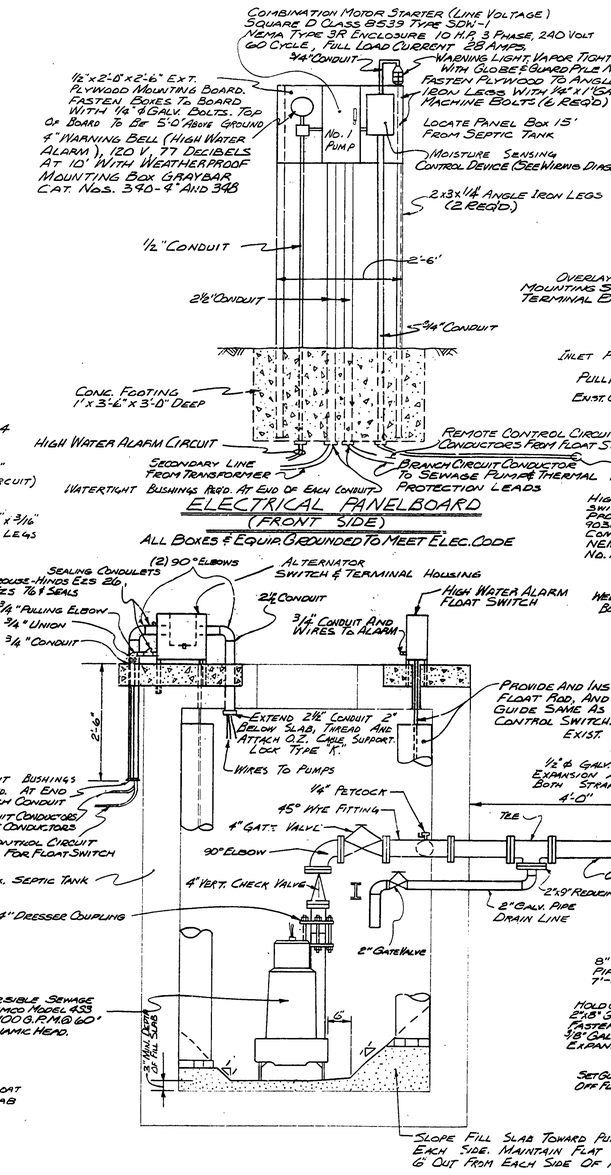


ELECTRICAL PANELBOARD
(FRONT SIDE)

ALL BOXES & EQUIP. GROUNDED TO MEET ELEC. CODE

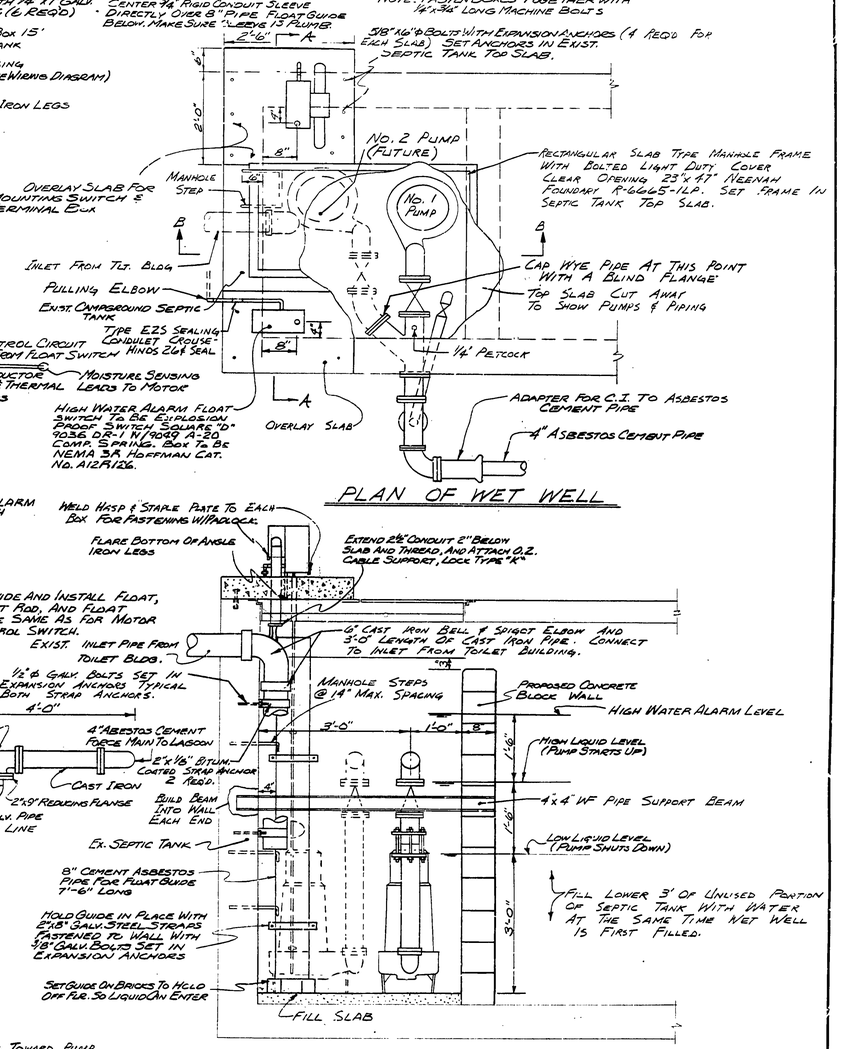


PLAN OF WET WELL




SECTION A-A




SECTION B-B

| | | | | | | | | | | | | | |
|---|---|---|---|---|---|---|---|---|---|---|---|---|---|
| SURVEYED BY | | DRAWN BY C.E. MASSEY | 5-71 | NO. | DATE | BY | REVISIONS | NO. | DATE | BY | REVISIONS | MICHIGAN DEPARTMENT OF NATURAL RESOURCES | SEWAGE PUMP INSTALLATION DETAILS (SHEET TITLE) |
| DESIGNED BY R. HAEUSLER | 5-71 | CHECKED BY | | 1. | | | | 3. | | | | | |
| | DATE | | DATE | 2. | | | | 4. | | | | | |

PORCUPINE MTN. STATE PARK (AREA OR PARK)
UNION BAY CAMPGROUND
PROJECT SEWAGE SYSTEM ALTERATIONS

PROJECT NO. 24-1133
SHEET 3 OF 4
PLAN NO. E-127