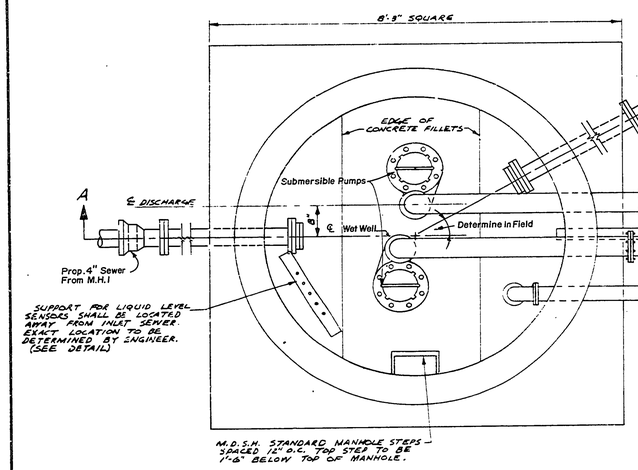

PLAN WITH TOP REMOVED

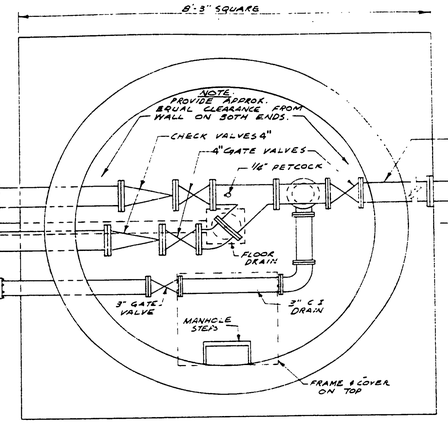

PLAN WITH TOP REMOVED

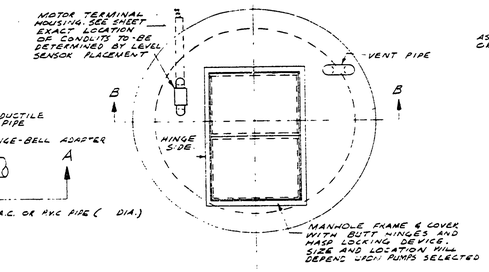

TOP PLAN OF WETWELL

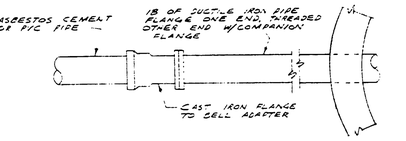

DETAIL OF CONNECTION TO A.C. PIPE OR P.V.C. PIPE

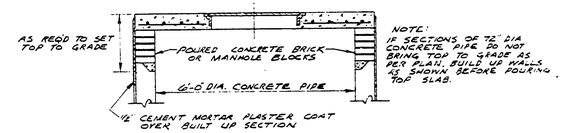

SECTION B-B

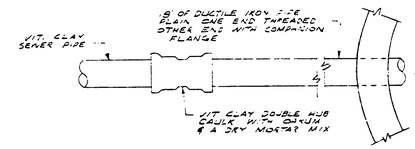

DETAIL OF CONNECTION TO VIT. CLAY SEWER PIPE

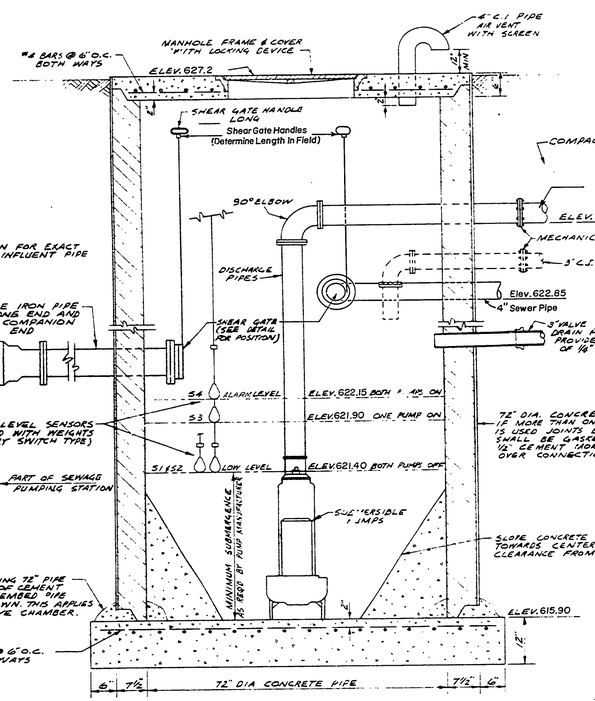

WETWELL

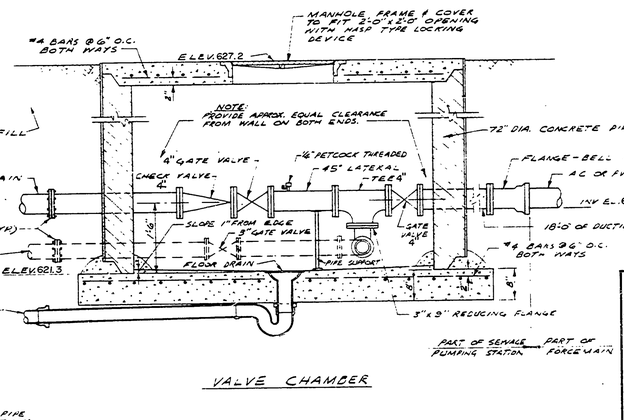

VALVE CHAMBER

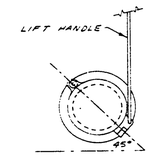

DETAIL OF SHEAR GATE

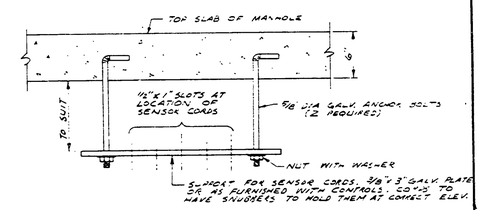

MERCURY LEVEL CONTROLS MOUNTING BRACKET DETAIL

NOTES:

1. ALL PIPE (UNLESS OTHERWISE NOTED) INSIDE WETWELL AND VALVE CHAMBER IS 4" CAST IRON WITH FLANGED JOINTS.
2. DETAILS OF PUMP INSTALLATION AND PLUMBING WITHIN THE WETWELL WILL DEPEND UPON THE MAKE OF PUMP SELECTED.
3. THE CONTRACTOR SHALL FURNISH PLANS OF THE COMPLETE PUMP INSTALLATION FOR APPROVAL.

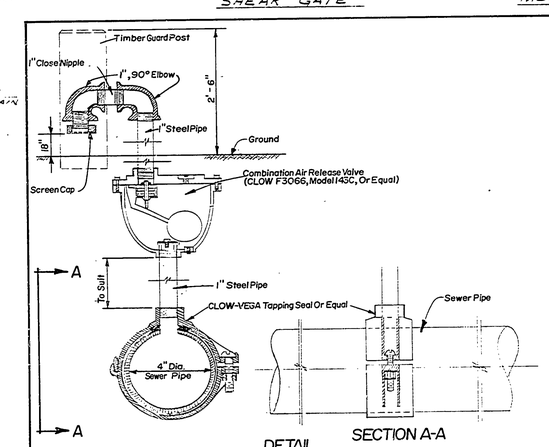

DETAIL
AIR RELIEF VALVE

PUMP DESIGN DATA

CAPACITY: 100 GAL PER MINUTE
TOTAL HEAD: 12 FEET
ELECT. POWER:
3 PHASE
220 VOLTS

NOT TO SCALE

SECTION A-A

SURVEYED BY		DRAWN BY B. BOYCE	4-76	NO.	DATE	BY	REVISIONS	NO.	DATE	BY	REVISIONS	MICHIGAN DEPARTMENT OF NATURAL RESOURCES	STANDARD PLAN SEWAGE PUMPING STATION
DESIGNED BY A. QURAISHI	4-76	CHECKED BY		1.	7/6/76	L.S.	Revise Elevations Of Wet Well & Valve Chamber Revise Elevations Of Sewer Pipes	3.					
	DATE		DATE	2.				4.					SHEET TITLE

AREA OR PARK PORCUPINE MOUNTAINS STATE PARK
PROJECT SEWER SYSTEM REVISIONS
PROJECT NO. 24-1676
SHEET 4 OF 6
PLAN NO. E-133

SE 169