COMMERCIAL BLUEPRINT SERVICE 500 11-67

NOTE:-
WARM AIR RUNS 5" DIA. PIPE OR 5"x3" DUCT
RETURN AIR WALL DUCTS 14"x3 1/2"
R.A. DUCTS NOT SIZED TO BE VISIBLE SPACE
ALL R.A. GRILLES HC 76 T&T - 14"x5"

WARM AIR DIFFUSER SCHEDULE

MODEL	SIZE	GRILLE No.
HC 921	2 1/2 x 12	1-6-7-11-12 & 13
HC 621	2 1/2 x 10	2-3-4 & 5
HC 721	6 x 5	8-9 & 14 (LOW WALL 14"x5")
HC 521	6 x 4	10 (LOW WALL 14"x6")
HC 761	6 x 6	15-16-17 & 18

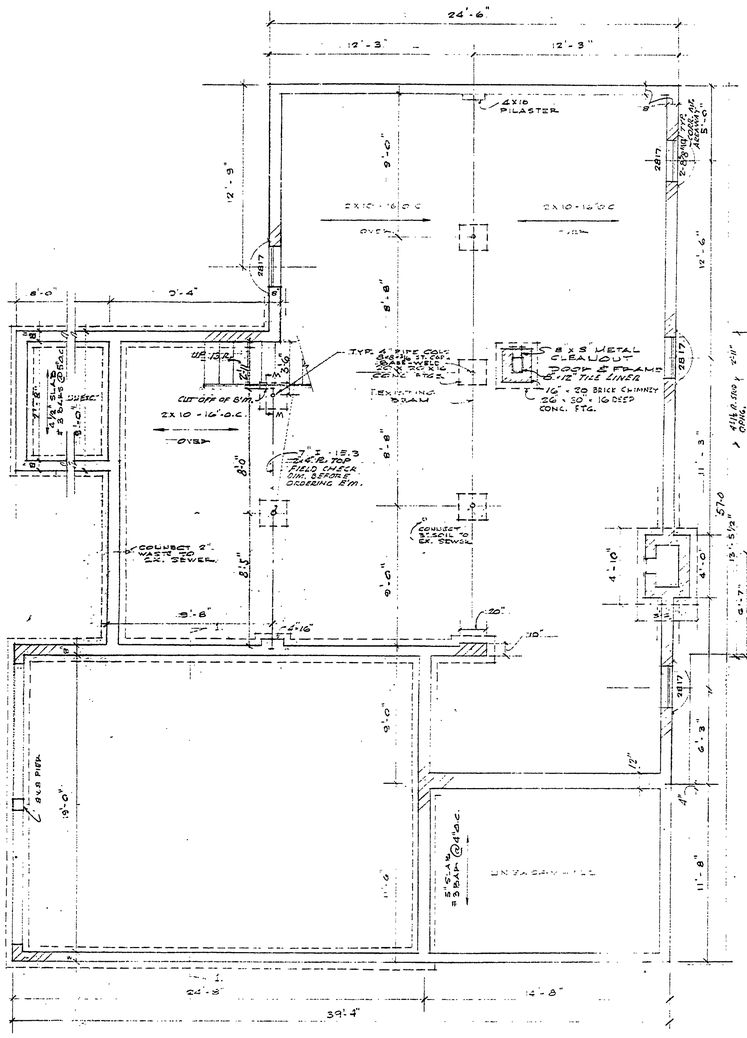

FOUNDATION PLAN
1/4" = 1'-0"

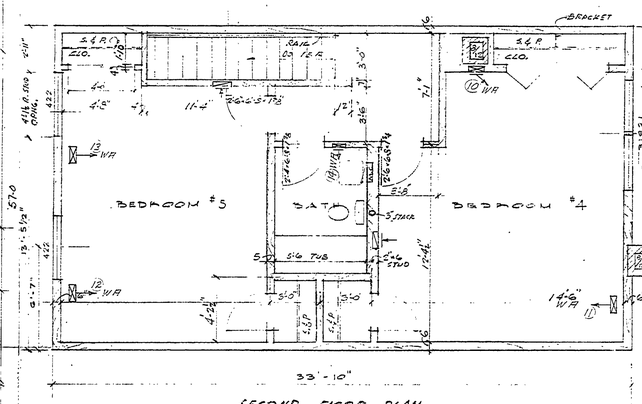

SECOND FLOOR PLAN
1/4" = 1'-0"
HEATING

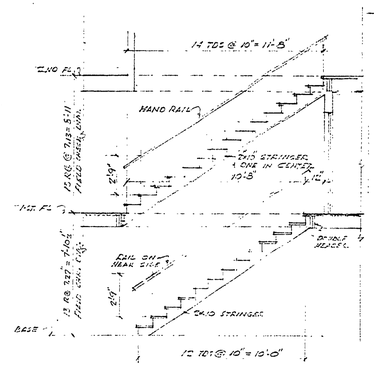

STAIR SECTION
1/4" = 1'-0"

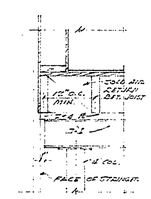

DETAIL A2-A1
SEE BASE PLAN
1/2" = 1'-0"

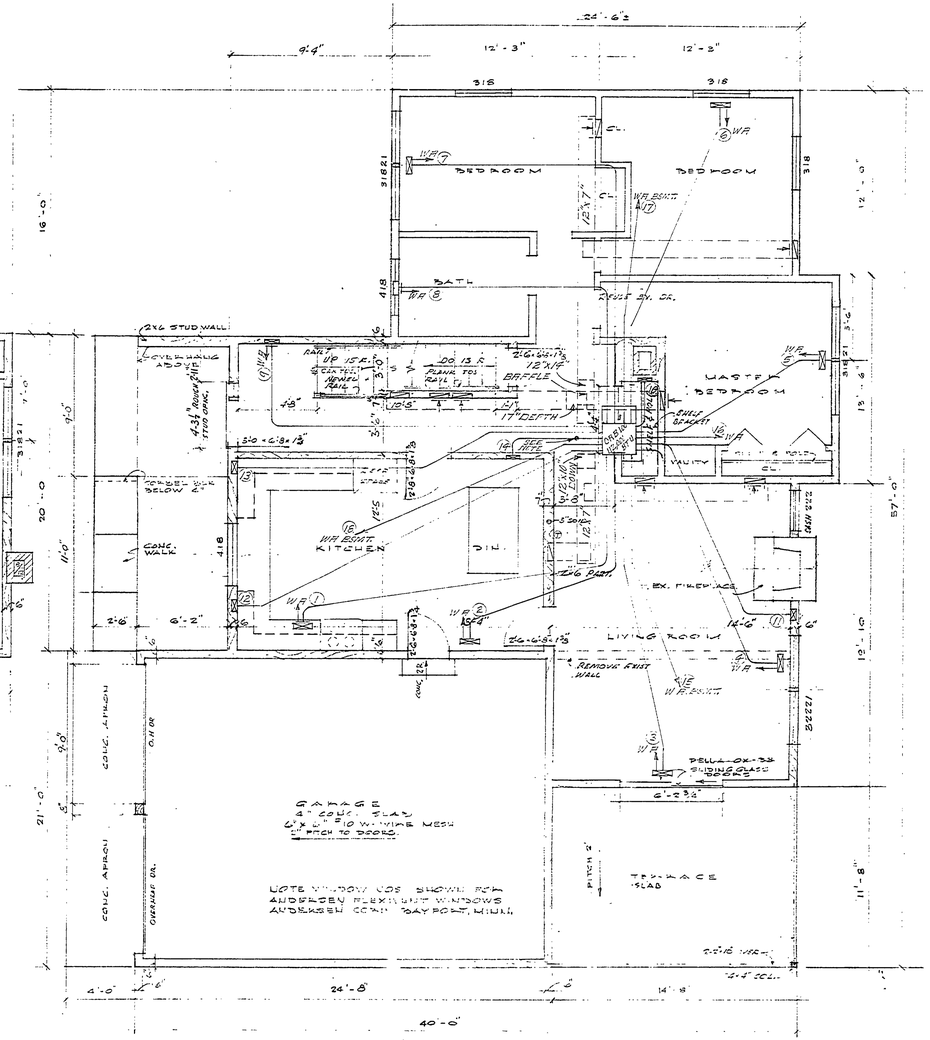

FIRST FLOOR PLAN
1/4" = 1'-0"
HEATING

NOTE:-
THIS SHEET FOR HEATING ONLY
FOR BLDG. DIMS. & DETAILS
SEE SHEET 2

SURVEYED BY		DRAWN BY		NO.	DATE	BY	REVISIONS	NO.	DATE	BY	REVISIONS	MICHIGAN DEPARTMENT OF CONSERVATION	SHEET NO. 4 OF 4
DESIGNED BY		CHECKED BY		1.				3.					FOR PROJECT NO.
	DATE		DATE	2.				4.					SHEET 4 OF 4 PLAN NO. A-203