RI-1638 COMMERCIAL BLUEPRINT SERVICE 500 6-72 51714

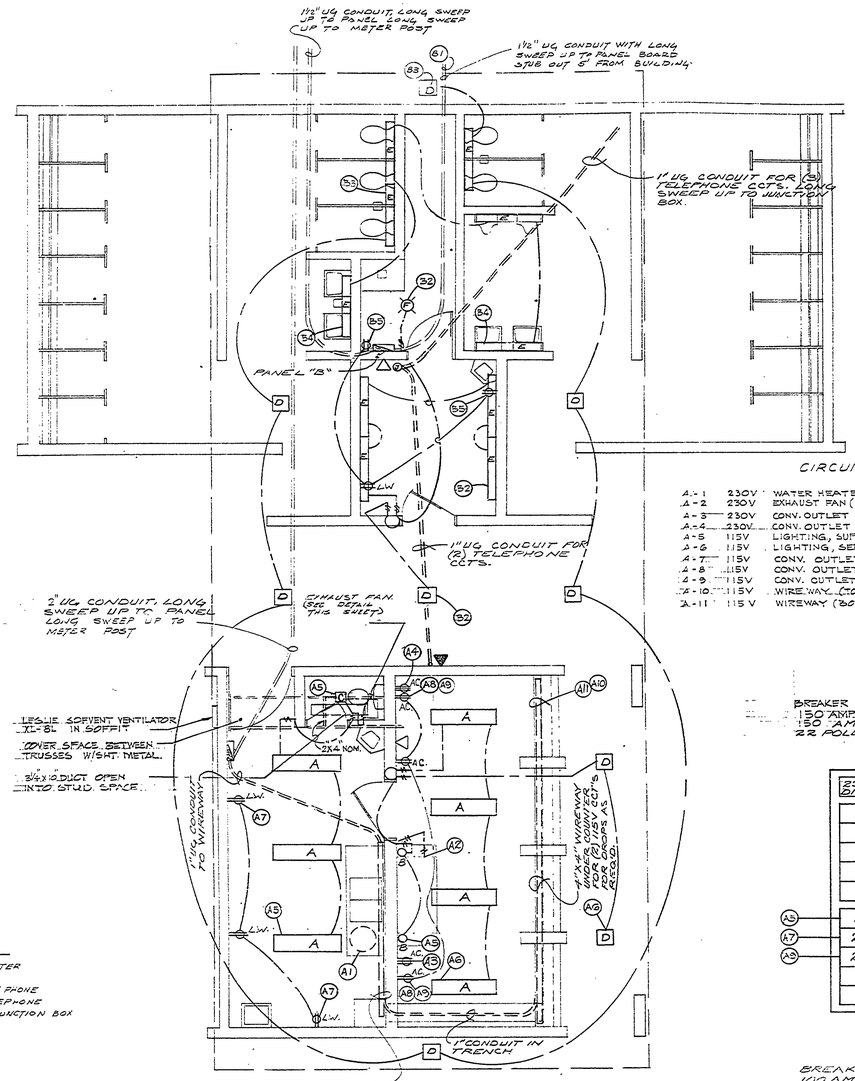

ELECTRICAL PLAN
SCALE 1/8"=1'-0"

LEGEND

A.C. ABOVE COUNTER
L.W. LOW WALL
PUBLIC TELE PHONE
PRIVATE TELEPHONE
TELEPHONE JUNCTION BOX

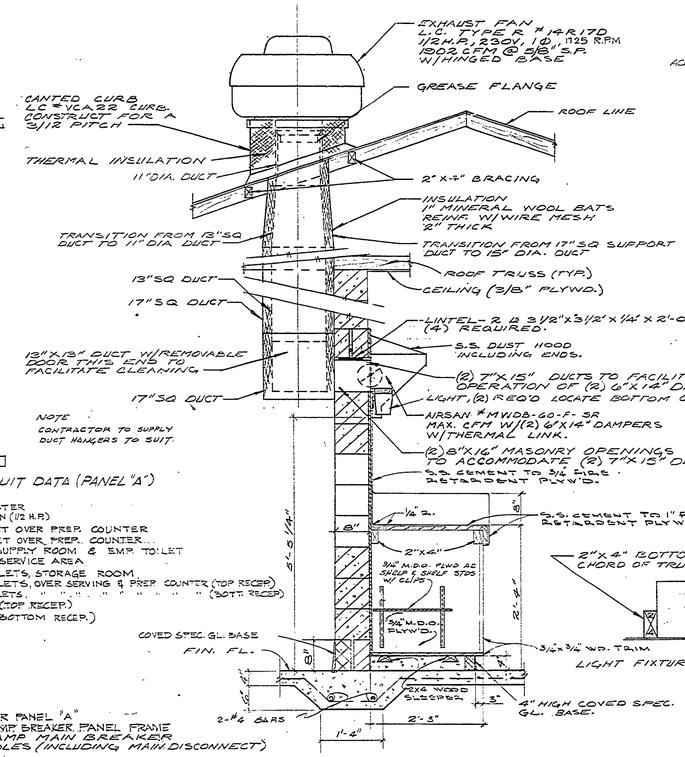

NOTE
CONTRACTOR TO SUPPLY DUCT HANGERS TO SUIT.

CIRCUIT DATA (PANEL "A")

A-1	230V	WATER HEATER
A-2	230V	EXHAUST FAN (1/2 H.P.)
A-3	230V	CONV. OUTLET OVER PREP. COUNTER
A-4	230V	CONV. OUTLET OVER PREP. COUNTER
A-5	115V	LIGHTING, SUPPLY ROOM & EMP. TOILET
A-6	115V	LIGHTING, SERVICE AREA
A-7	115V	CONV. OUTLETS, STORAGE ROOM
A-8	115V	CONV. OUTLETS, OVER SERVING & PREP. COUNTER (TOP RECEP)
A-9	115V	CONV. OUTLETS, " " " " " " " " (BOTT. RECEP)
A-10	115V	WIRE WAY (TOP RECEP.)
A-11	115V	WIREWAY (BOTTOM RECEP.)

BREAKER PANEL "A"
150 AMP BREAKER PANEL FRAME
150 AMP MAIN BREAKER
22 POLES (INCLUDING MAIN DISCONNECT)

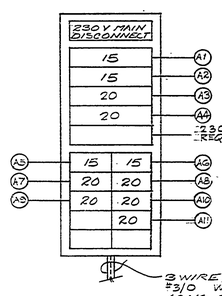

BREAKER PANEL "B"
100 AMP MAIN BREAKER PANEL FRAME
100 AMP MAIN BREAKER.
10 POLES (INCLUDING MAIN DISCONNECT)

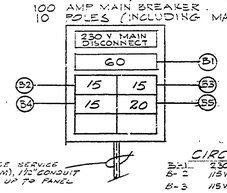

CIRCUIT DATA (PANEL "B")

B-1	230V	WELL PUMP MOTOR (5 H.P.)
B-2	115V	LIGHTING PIPE ALLEY & FIRST AID
B-3	115V	LIGHTING, NIGHT LIGHTS
B-4	115V	PARTIAL LIGHTING TOILETS
B-5	115V	CONV OUTLETS, PIPE ALLEY & FIRST AID

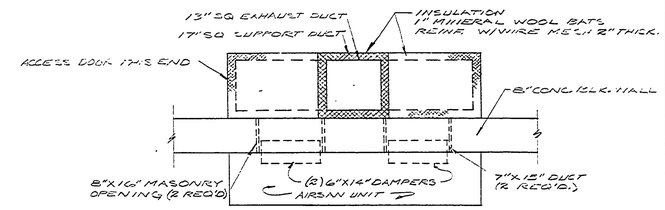

PLAN VIEW OF EXHAUST SYSTEM
3/4" = 1'-0"

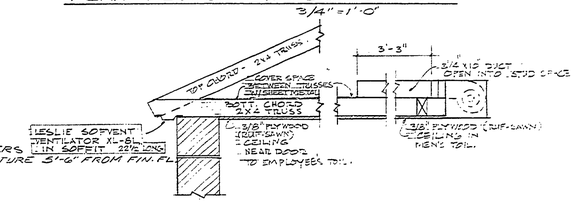

SECTION THRU CEILING SHOWING EXHAUST FAN & VENTILATOR
1" = 1'-0"

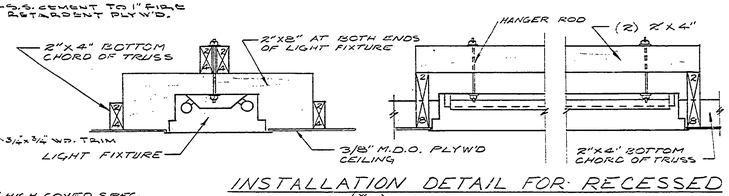

INSTALLATION DETAIL FOR RECESSED FIXTURE (#A) IN CONCESSION.
1½" = 1'-0"

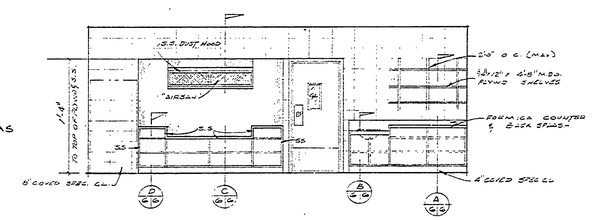

INTERIOR ELEV. W. WALL OF CONCESSION
SCALE 1/4" = 1'-0"

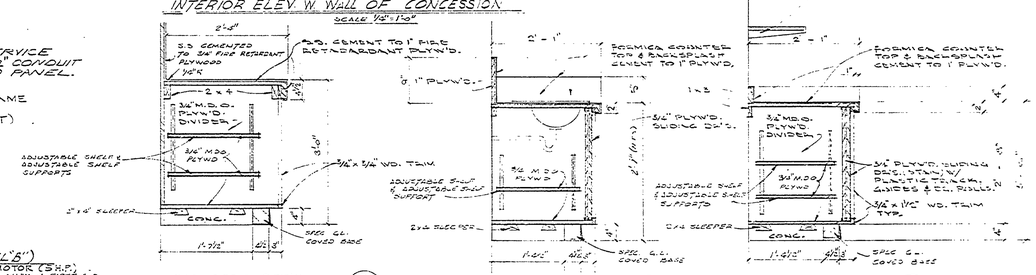

CAB. SECT DETAIL D/3/3
SCALE 3/4" = 1'-0"

LAV. SECT DETAIL B/G/G
SCALE 3/4" = 1'-0"

CAB. SECT DETAIL A/G/G
SCALE 3/4" = 1'-0"

FIXTURE SCHEDULE

MARK	NO REQ'D	MANUFACTURER & NUMBER	LAMP TYPE	WATT	REMARKS
A	7	SOLUX # FF SHS-2A1 W/(RF-1 FRAME (EACH FIXTURE)	FLOUR.	(2) 40 W R. S.	RECESS IN CLG. HANGER RODS PROVIDED BY OWNERS.
B	2	MC PHILBEN # 43-40VT	INCAND.	(1) 100 W	WALL MOUNT FOR EXHAUST FAN DETAIL
C	1	SOLUX # #S108	INCAND	(2) 60 W	RECESS IN CLG.
D	9	Mc PHILBEN # 24-866-RS	INCAND	(1) 100 W	MOUNT RECESSED IN CLG. BRACK. BY OTHERS
E	10	SOLUX # FU-R-161	FLOUR	(1) 30 W R.S.	WALL MOUNT ABOVE FLAT LINE
F	1	STD. PORCELLIN FIXTURE	INCAND	(1) 100 W	MOUNT ON BOTTOM OF ROOF SUPORTS

SURVEYED BY		DRAWN BY S. BAKUS	2/14	NO.	DATE	BY	REVISIONS	NO.	DATE	BY	REVISIONS		
DESIGNED BY		CHECKED BY M.L.		1.				3.					
	DATE		DATE	2.				4.					

MICHIGAN
DEPARTMENT OF NATURAL RESOURCES

MECHANICAL:
ELECTRICAL PLAN & EXHAUST EQUIPMENT
SHEET TITLE

AREA OR PARK VAN RIPER STATE PARK
PROJECT BEACHHOUSE

PROJECT NO. 24-1224
SHEET 6 OF 7
PLAN NO. A-105