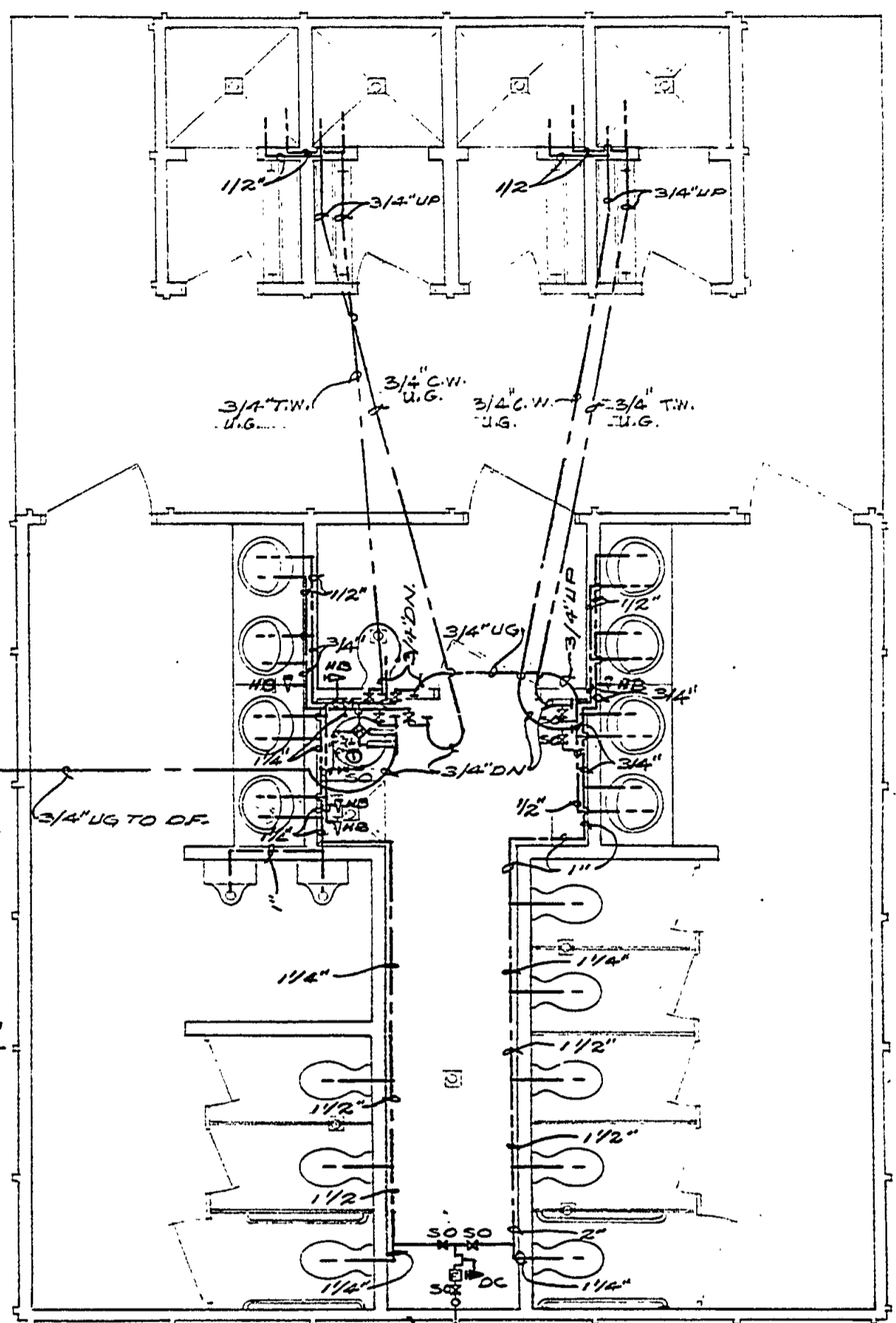
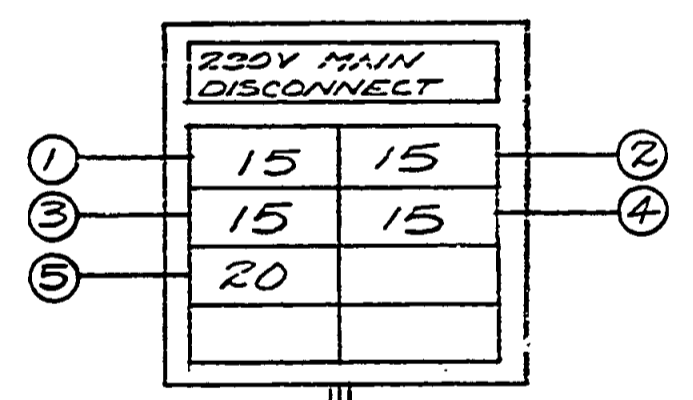


ELECTRICAL PLAN



ENLARGED VIEW OF WATER HEATER AND RELATED SUPPLY PLUMBING

ELECTRICAL PANEL  
100 AMP MAIN DISCONNECT  
10 POLES INCLUDING MAIN DISCONNECT

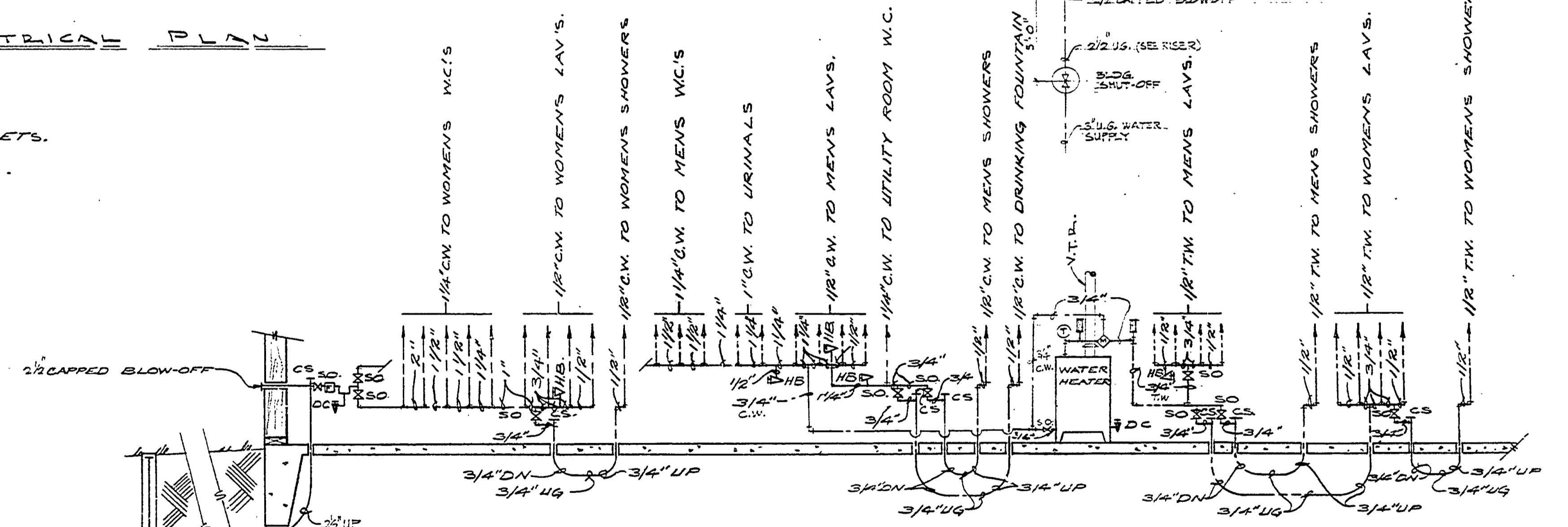


3 WIRE, 1 PHASE SERVICE  
#0 WIRE (ALUM), 2\"/>

ELECT. PANEL

CIRCUIT DATA

#1	115V	LIGHTING, PIPE ALLEY.
#2	115V	LIGHTING, NIGHT LIGHTS.
#3	115V	LIGHTING, PARTIAL MEN'S & WOMEN'S TOILETS.
#4	115V	LIGHTING, SHOWERS.
#5	115V	CONV. OUTLETS, PIPE ALLEY AND TOILETS.



WATER RISER DIAGRAM  
NO SCALE

LEGEND

C.S. T	CAPPED STANDPIPE
C.W.	COLD WATER
D.C.	DRAIN COCK
F	FILTER
H.B.	HOSE BIB
L.V.	LAVATORY
M.V.	MIXING VALVE
S.O.V.	SHUT-OFF VALVE
T.W.	TEMPERED WATER
P.R.V.	PRESSURE RELIEF VALVE
T.H.	THERMOMETER
W.C.	WATER CLOSET
V.T.R.	VENT TUBE

NOTES

NO FITTINGS OR JOINTS BELOW SLAB.  
SLOPE ALL LINES TO CAPPED STANDPIPES.  
WIRE C.W. LINES IN WALL AGAINST CONDENSATION.

FIXTURE SCHEDULE

MARK	AMT	MANUFACTURER & NUMBER	LAMP TYPE	WATT	REMARKS
A	16	SOLUX #FL-R-141	FLUOR	1(40W)	MOUNT PER DETAIL THIS SHEET
B	5	KENALL #3808	INCAND.	2(75W)	MOUNT 7'-6" ABOVE FIN. FL.
C	3	M. PHILBEN #3N-20AMT	INCAND.	1(100W)	MOUNT 8'-6" ABOVE FIN. FL.
D	2	STANDARD PORCELAIN FIXTURE	INCAND.	1(100W)	MOUNT 7'-6" ABOVE FIN. FL. IN PIPE ALLEY

SURVEYED BY	DESIGNED BY M.H.	DRAWN BY S. BAKUS	2/74	NO. DATE	BY	REVISIONS	NO. DATE	BY	REVISIONS	MICHIGAN DEPARTMENT OF NATURAL RESOURCES	MECHANICAL: ELECTRICAL PLAN, WATER SUPPLY PLAN. SHEET TITLE	AREA OR PARK BEWABIC STATE PARK	PROJECT NO. 24-1460
			2/74				3.					PROJECT TOILET & SHOWER BLDG. "A"	SHEET 5 OF 8
							4.						PLAN NO. A-102