COMMERCIAL BLUEPRINT SERVICE 800 R.R.

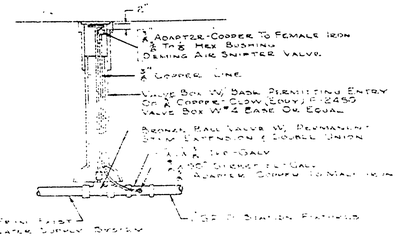

BALL VALVE & BOX W/ AIR LINE

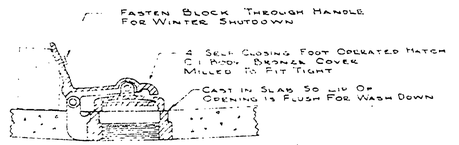

MATCH & COVER SECTION DETAIL

Valve File 46
Vapor Recovery Systems Co
2926 N. Alameda
Compton, Calif.

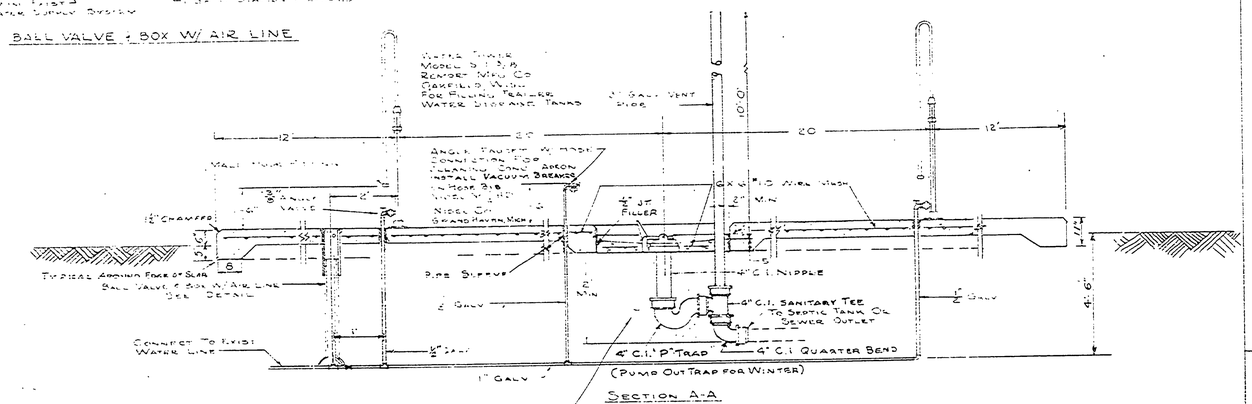

SECTION A-A

NOTE: CENTER 4' SQ AREA TO BE SAND FILL TO BOTTOM OF SEWER PIPE 12" MIN OF SAND UNDER REMAINING AREA OF SLAB

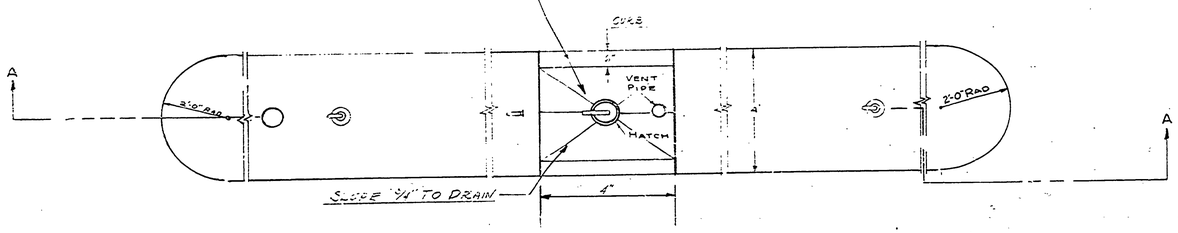

PLAN

WATER SUPPLY AND SEWAGE DISPOSAL ISLAND

SCALE 1" = 2'

TYP SECTION

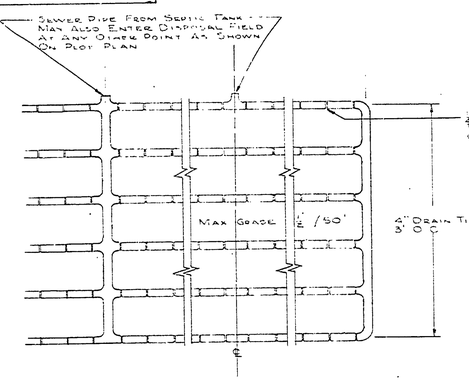

DISPOSAL FIELD

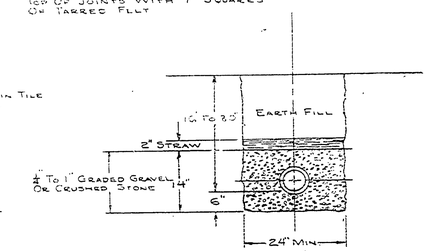

TYP. SECTION

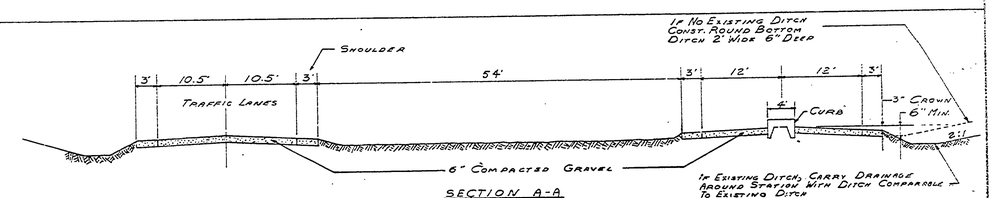

SECTION A-A

Horiz. 1" = 10'
Vert. 1" = 5'

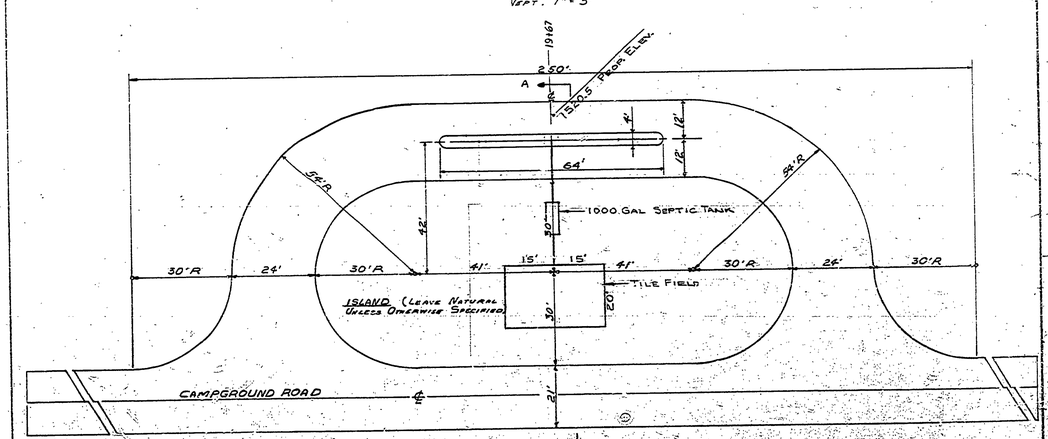

PLAN

SCALE 1" = 20'

SURVEYED BY		DRAWN BY J.Y. & D.M.C.	DEC. '65	NO.	DATE	BY	REVISIONS	NO.	DATE	BY	REVISIONS	MICHIGAN DEPARTMENT OF CONSERVATION	SANITATION STATION
DESIGNED BY		CHECKED BY		1.	Sept. 1966	J.Y.	Revised & Redrawn	3.	June 66	WHE	Vent, Pipe, Vacuum Breaker.		
	DATE		DATE	2.	Feb. 66	[illegible]	[illegible] Add Valves in Water	4.	5-29-68	LWS.	Redesign Of Station Plan		
								5.	5-5-76	DR.	As Built		

SHEET NO. OF	FOR PROJECT NO. 24-1452	DEWASIS STATE PARK
SHEET 5 OF 9	PLAN NO. E-101	SE-153-B