NOTES FOR DOSING CHAMBER

SEE PLAN NO. S.E. 119 FOR STEEL REINFORCING DETAILS AND DETAIL DIMENSIONS OF DOSING CHAMBER WITHOUT BEAM.

USE S= 9'-6", H= 2'-5"

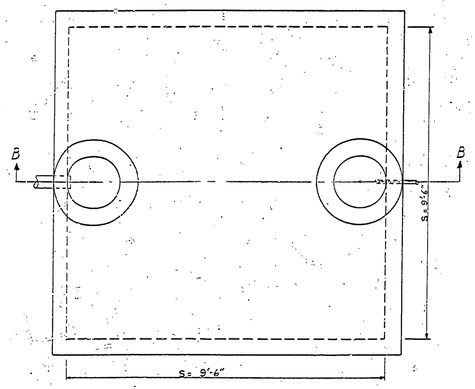

PLAN

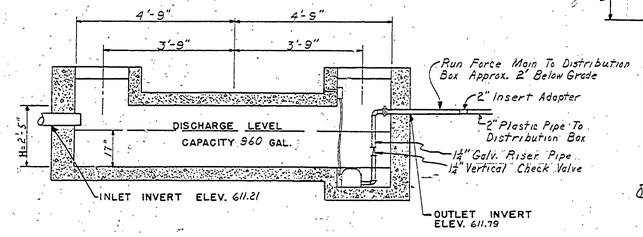

SECTION B-B

DOSING CHAMBER
NOT TO SCALE

NOTES FOR SEPTIC TANK

SEE PLAN NO. S.E.-121 FOR STEEL REINFORCING DETAILS AND DETAIL DIMENSIONS.

USE L= 21'-4", W= 3'-9", h= 1'-0"

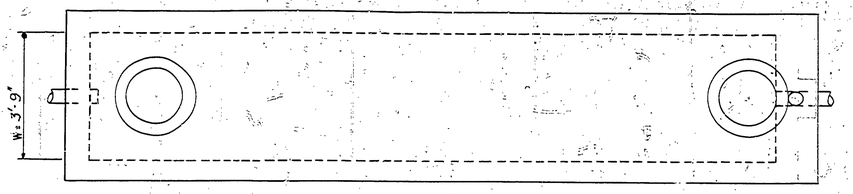

PLAN

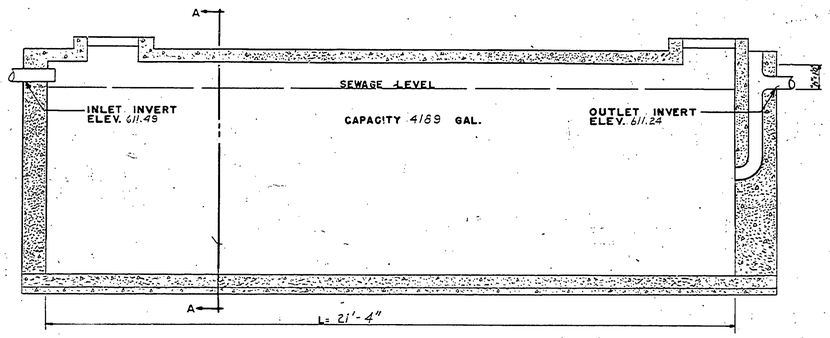

LONGITUDINAL SECTION

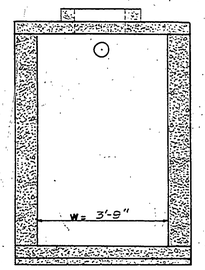

SECTION A-A

SEPTIC TANK
NOT TO SCALE

PLAN

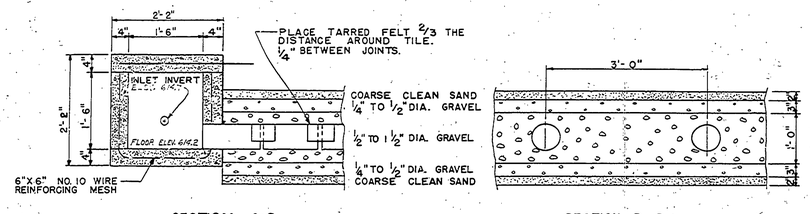

SECTION C-C

SECTION D-D

ELEVATION OF DISPOSAL FIELD
NOT TO SCALE

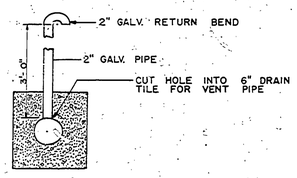

SECTION

VENT DETAIL
NOT TO SCALE

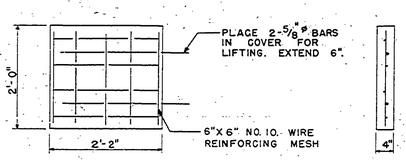

DISTRIBUTION BOX COVER
NOT TO SCALE

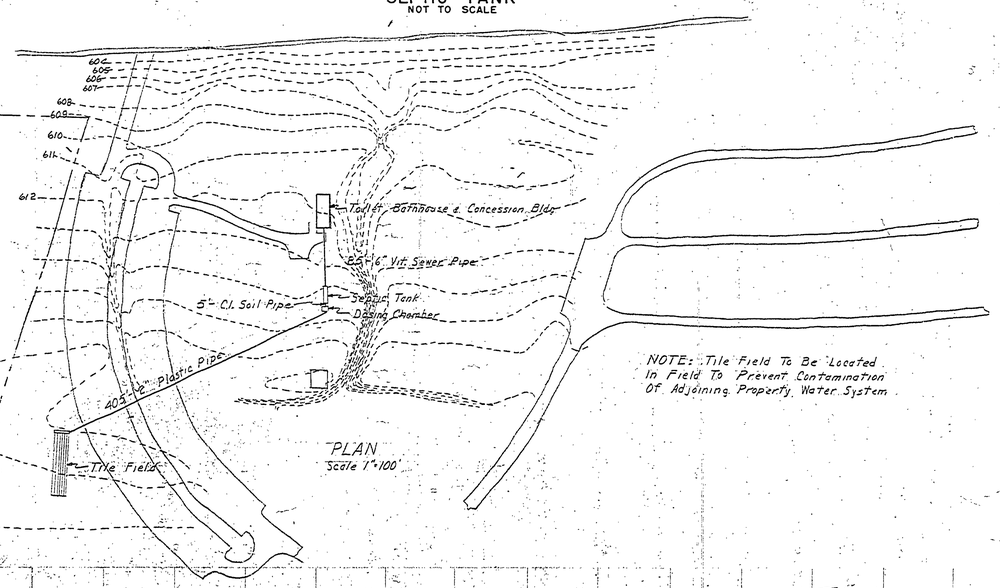

PLAN
Scale 1"=100'

NOTE: Tile Field To Be Located In Field To Prevent Contamination Of Adjoining Property Water System

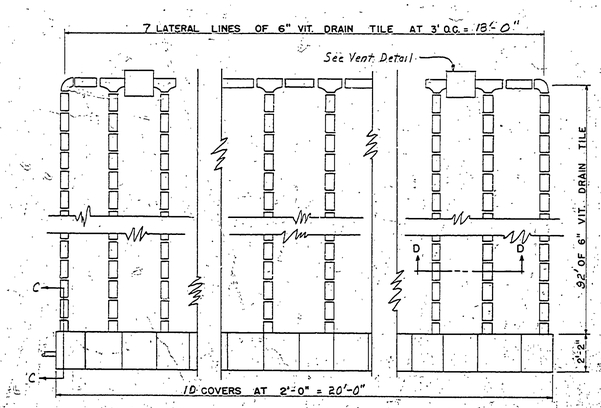

PLAN

DISPOSAL FIELD
NOT TO SCALE

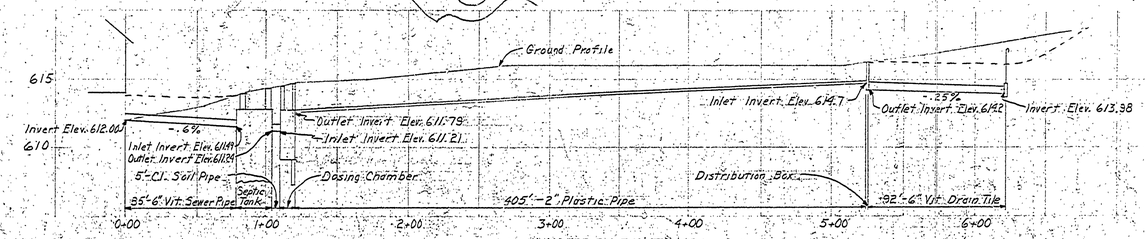

PROFILE
Scale: Hor. 1"=50'
Ver. 1"=5'

NO.	DATE	BY	REVISIONS		
1			4		
2			5		
3			6		

APPROVED BY: [signature] ASSISTANT CHIEF IN CHARGE OF DESIGN — DATE 29-53

REVIEWED BY SECTIONS		DATE
ARCHITECTURAL	J.T.R.	4-21-53
ENGINEERING	H.C.M.	2 Apr 53
LANDSCAPE	J.T.R.	4-21-53

DRAWN BY B.H.G.
TRACED BY E.J.P.
CHECKED BY
DATE 9 April 1953

MICHIGAN
DEPARTMENT OF CONSERVATION
PARKS AND RECREATION DIVISION

BRIMLEY STATE PARK
BATHHOUSE DISPOSAL SYSTEM
Scale As Shown

SHEET NO. 1 OF 3

PLAN NO. E-109