BRUNING R2179+

REVISIONS			
NO.	DATE	BY	
1			
2			
3			
4			
5			
6			

DETAIL A

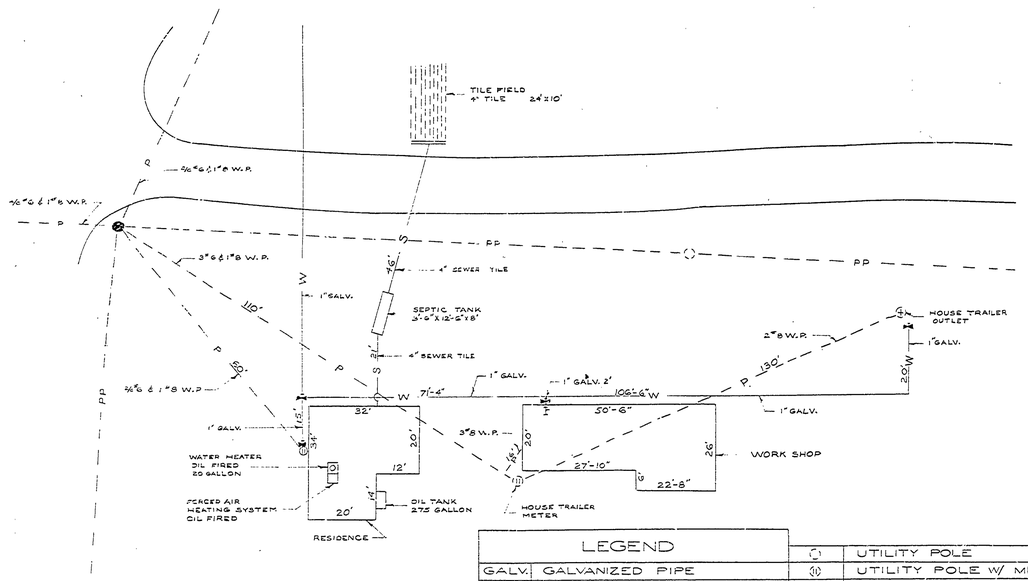

LEGEND			
GALV.	GALVANIZED PIPE		UTILITY POLE
PP	PUBLIC POWER		UTILITY POLE W/ METER
P	PARK POWER		UTILITY POLE W/ OUTLET
S	SEWAGE LINE		ELECTRIC METER
W	WATER LINE		STOP & DRAIN VALVE
	UTILITY POLE W/ TRANSFORMER, METER & SWITCH		WATER TAP

DETAIL C

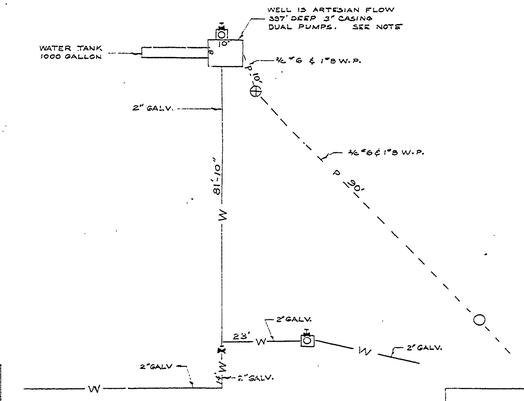

LEGEND	
P	PARK POWER
W	WATER LINE
	UTILITY POLE
	UTILITY POLE W/ OUTLET
	WATER FOUNTAIN
	STOP & DRAIN VALVE
GALV.	GALVANIZED PIPE

NOTE

DUAL PUMPING SYSTEM IN WELL HOUSE
2" DRAW PIPE INSIDE 3" CASING 38' DEEP
ALTERNATING SWITCHES 2 SINGLE THROW
DOUBLE MERCOID PRESURE SWITCHE-
3 H.P. 1745 R.P.M 4" INTAKE LINE FAIRBANKS MORSE, 1½ H.P. 1730 R.P.M. 1½ INTAKE LINE FAIRBANKS MORSE

DETAIL B

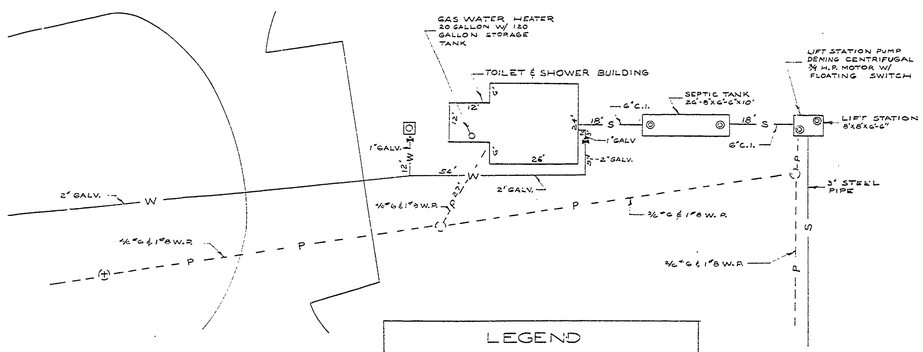

LEGEND	
P	PARK POWER
W	WATER LINE
S	SEWER LINE
	UTILITY POLE
	UTILITY POLE W/ OUTLET
	WATER FOUNTAIN
	STOP & DRAIN VALVE
	MANHOLE COVER
GALV.	GALVANIZED PIPE
C.I.	CAST IRON PIPE

DETAIL D

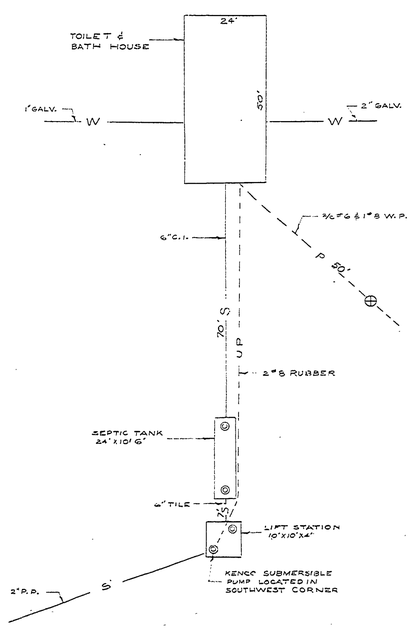

LEGEND	
P	PARK POWER
W	WATER LINE
S	SEWAGE LINE
UP	UNDERGROUND POWER
PP	PLASTIC PIPE
	UTILITY POLE W/ OUTLET
GALV	GALVANIZED PIPE

DEPARTMENT OF CONSERVATION — BRIMLEY STATE PARK
RESIDENCE & WORKSHOP — UTILITIES — SCALE 1" = 20' — DRAWN BY R.W. Beck
TOILET & SHOWER BUILDING — UTILITIES — SCALE 1" = 20' — DRAWN BY R.W. Beck
PUMP HOUSE — UTILITIES — SCALE 1" = 20' — DRAWN BY R.W. Beck
TOILET & BATH HOUSE — UTILITIES — SCALE 1" = 20' — DRAWN BY R.W. Beck

APPROVED BY	H.C. Mees-Jensen		
ASSISTANT CHIEF IN CHARGE OF DESIGN		DATE	2 Feb 60

REVIEWED BY SECTIONS		DATE
ARCHITECTURAL	J.T.R.	1-29-60
ENGINEERING	J.T.R.	1-29-60
LANDSCAPE	J.T.R.	1-29-60

DRAWN BY	R.W. Beck
TRACED BY	
CHECKED BY	
DATE	1-7-60

BRIMLEY STATE PARK

MICHIGAN
DEPARTMENT OF CONSERVATION
PARKS AND RECREATION DIVISION

BRIMLEY STATE PARK
UTILITY MAP
DETAIL SHEET

SHEET NO. 3 OF 3

PLAN NO. U-1 R-9