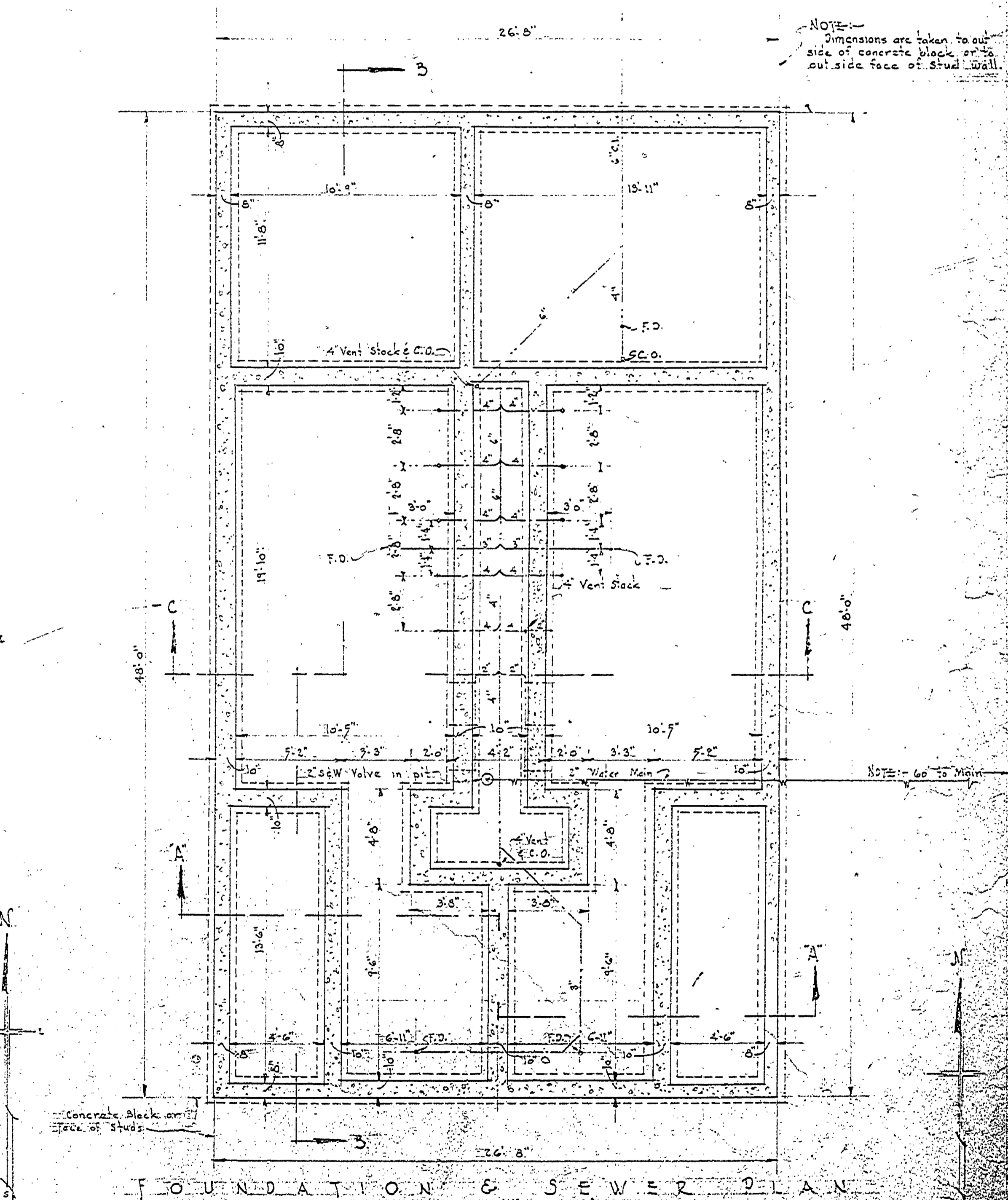
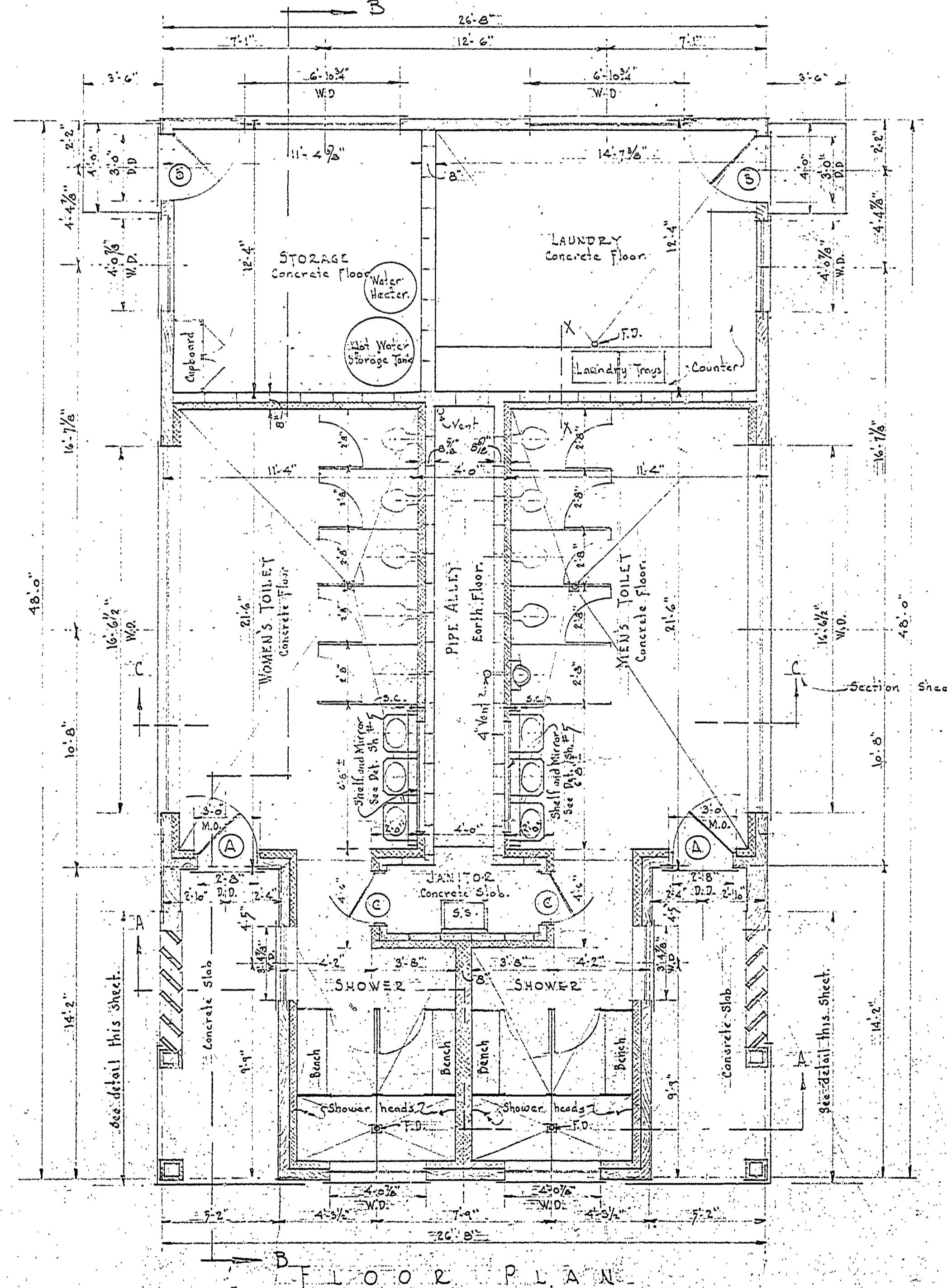
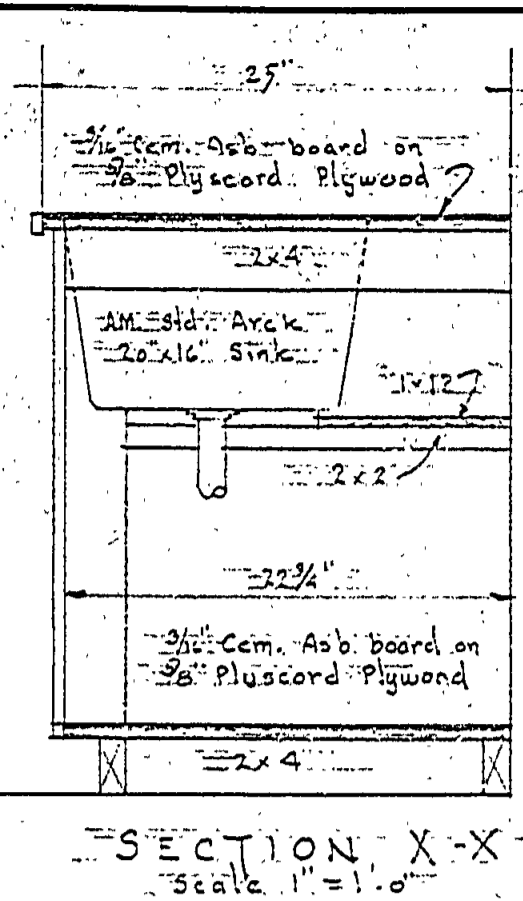
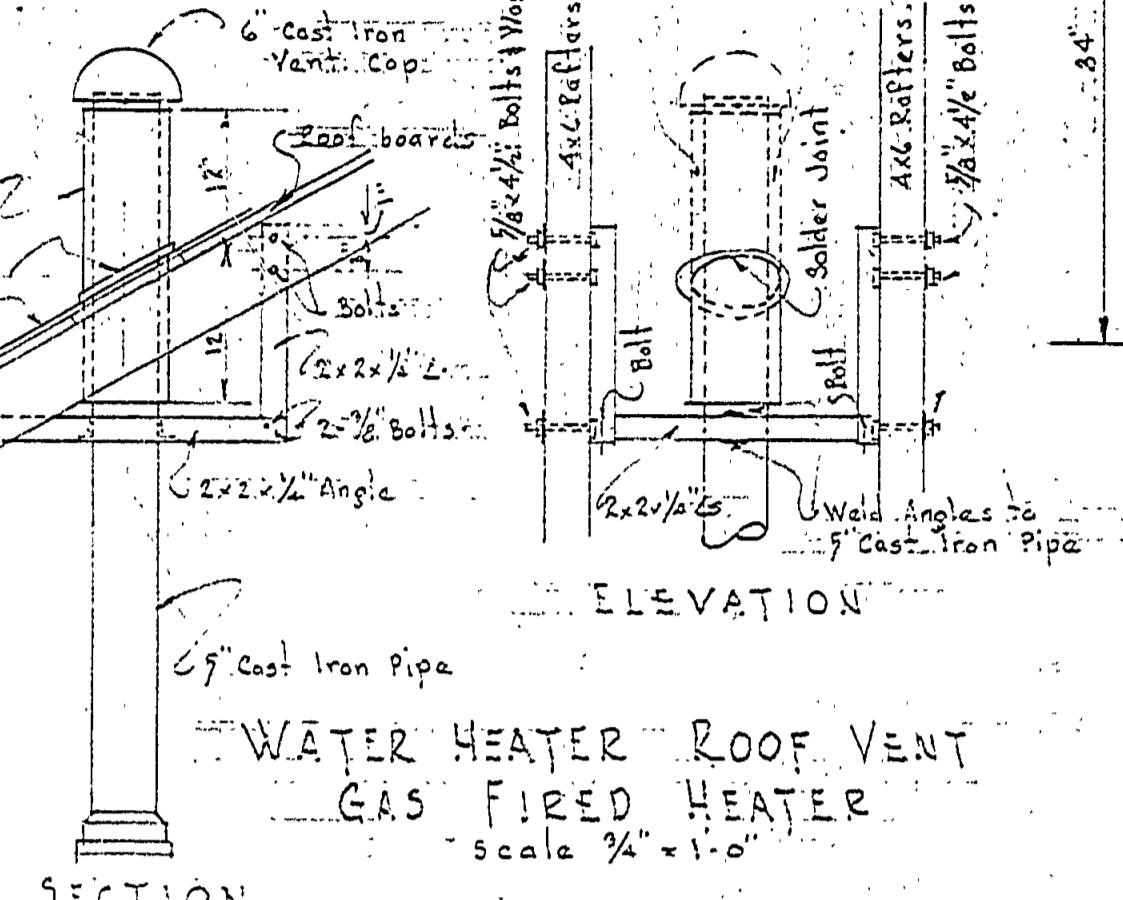
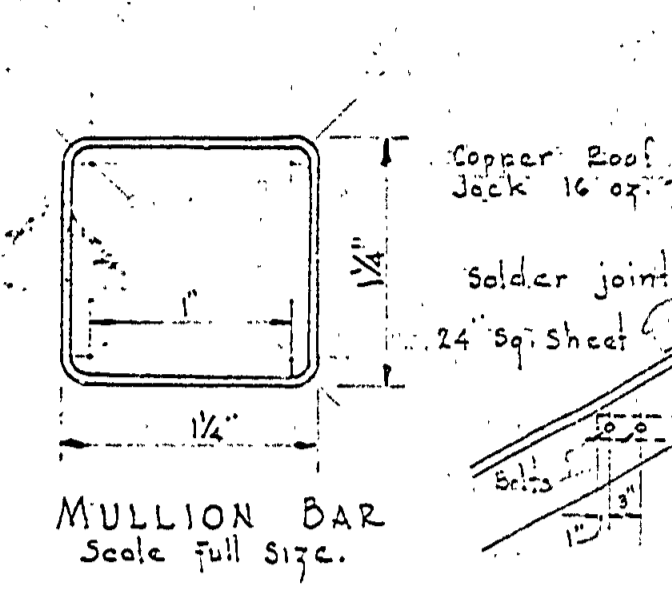
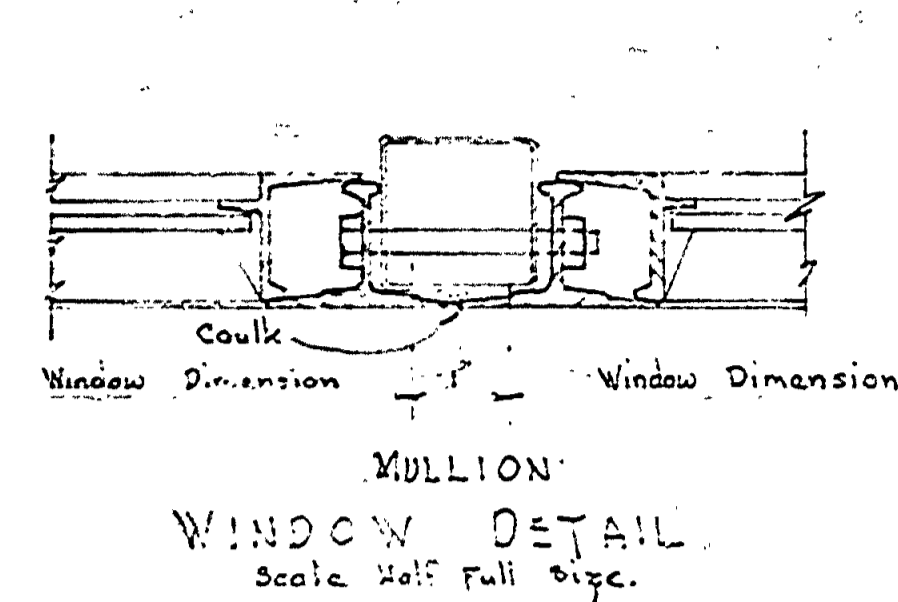
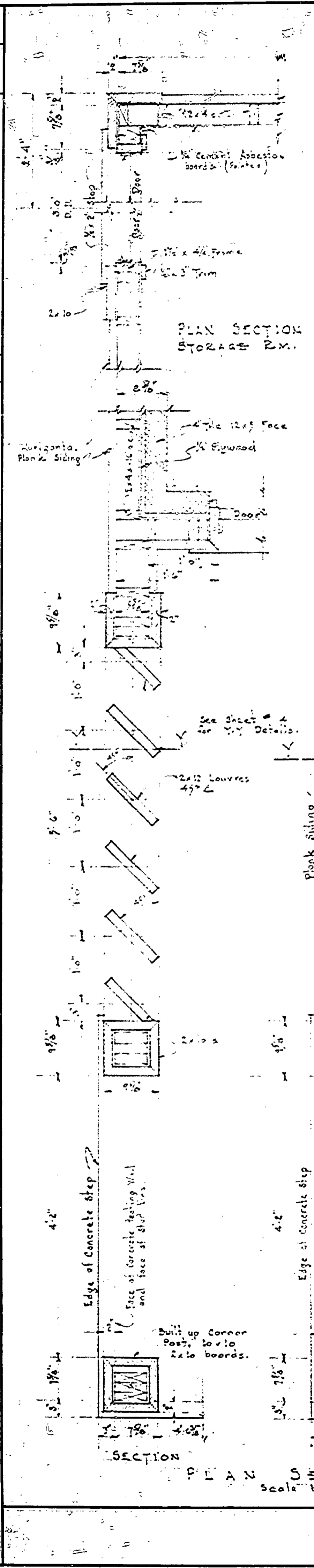


DATE	BY	REVISIONS	NO	DATE	BY	APPROVED BY	DATE
			1	11/1/53	J.R.	J.R.	11/1/53
			2	11/1/53	H.C.M.	H.C.M.	11/1/53
			3	11/1/53	J.R.	J.R.	11/1/53
			4				
			5				
			6				

WINDOW SCHEDULE

NO	ASSEMBLY	WIDTH	HEIGHT	TOP	BOTTOM	MULLIONS	SCREENS	REMARKS
A	2. 2x4x8	10'-0"	2'-9"	✓	✓	1/2" R.	✓	Obscure glass.
B	2. 2x4x8	4'-0"	2'-9"	✓	✓	1/2" R.	✓	
C	2. 2x4x8	4'-0"	2'-9"	✓	✓	1/2" R.	✓	
D	2. 2x4x8	3'-4 1/2"	2'-9"	✓	✓	1/2" R.	✓	
E	2. 2x4x8	4'-0"	1'-9"	✓	✓	3/8" Plate	✓	



FINISH SCHEDULE

ROOMS	FLOOR	BASE	WALLS	CEILING	VARNISH	STAINED
Women's Toilet	Concrete	Tile	Tile & Wood	Open to Rafters	Wallpapering and Ceiling Boarding	Interior Wall Paneling
Men's Toilet	Concrete	Tile	Tile & Wood	Open to Rafters	Paint	Interior Wall Paneling
Women's Shower	Concrete	Tile	Tile	1/2\"/>		
Men's Shower	Concrete	Tile	Tile	1/2\"/>		
Laundry	Concrete	None	Under Sinks & Vanities Concrete Block	Open to Rafters	Paint	Interior Wall Paneling
Storage	Concrete	None	Under Sinks & Vanities Concrete Block	Open to Rafters	Paint	Interior Wall Paneling

EXTERIOR - Shingles - Corbo-Safe Creosote by emersion method. Planking, trim, roofer-tails, etc clear pentachlorophenol with sufficient lamp black ground in oil for a light gray stain. (Color to be approved by Engineer before application.)
 Steel Sash - Sash to receive prime coat before glazing and two (2) coats black paint after glazing.

INTERIOR - Stain with clear pentachlorophenol tinted with lamp black ground in oil sufficient for a very light gray stain to be applied to underside of roof boards, vertical boarding and doors. Roof rafters and 1x10 trim board to receive same stain material in a medium dark gray. (Color to be approved by Engineer before application.) All surfaces to be finished with two (2) coats of Sotilac. (Sotilac manufactured by the U.S. Plywood Corporation.)
 Laundry room and storage room rafters and roof boards same as for toilet rooms. Cinder block to receive a wash coat of cement and sand to fill pores in block. Cinder block walls and cement asbestos board walls to receive two (2) coats rubber base paint. (Glidden Speed Sotin or equal). Color to be approved by Engineer before application.

NOTE - Dimensions are taken to outside of concrete block or outside face of Stud Wall.