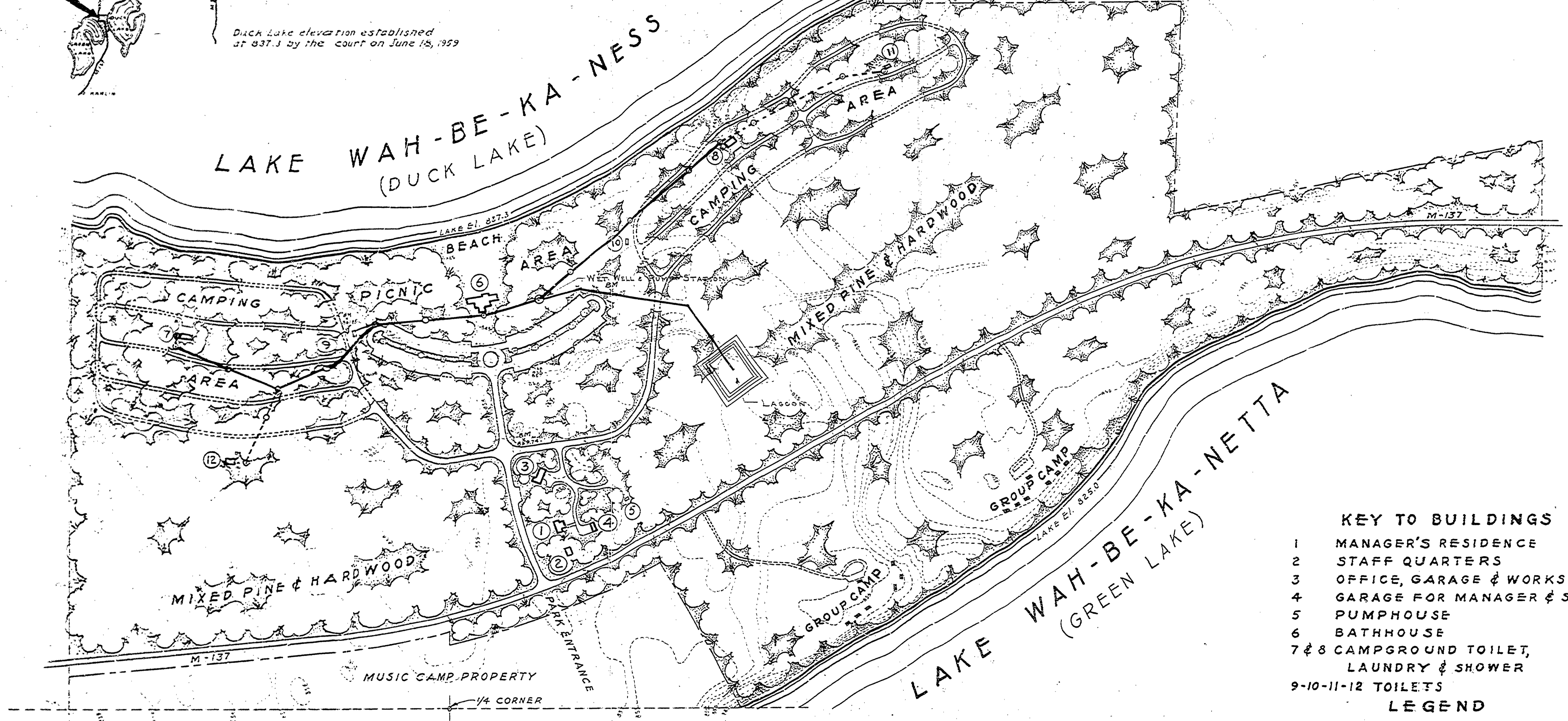
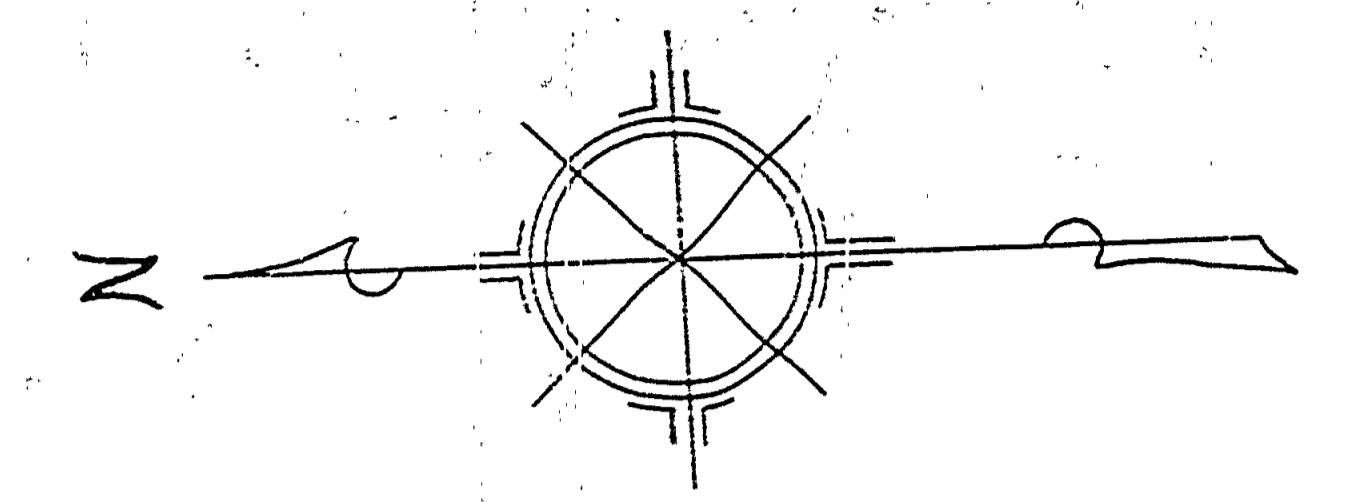
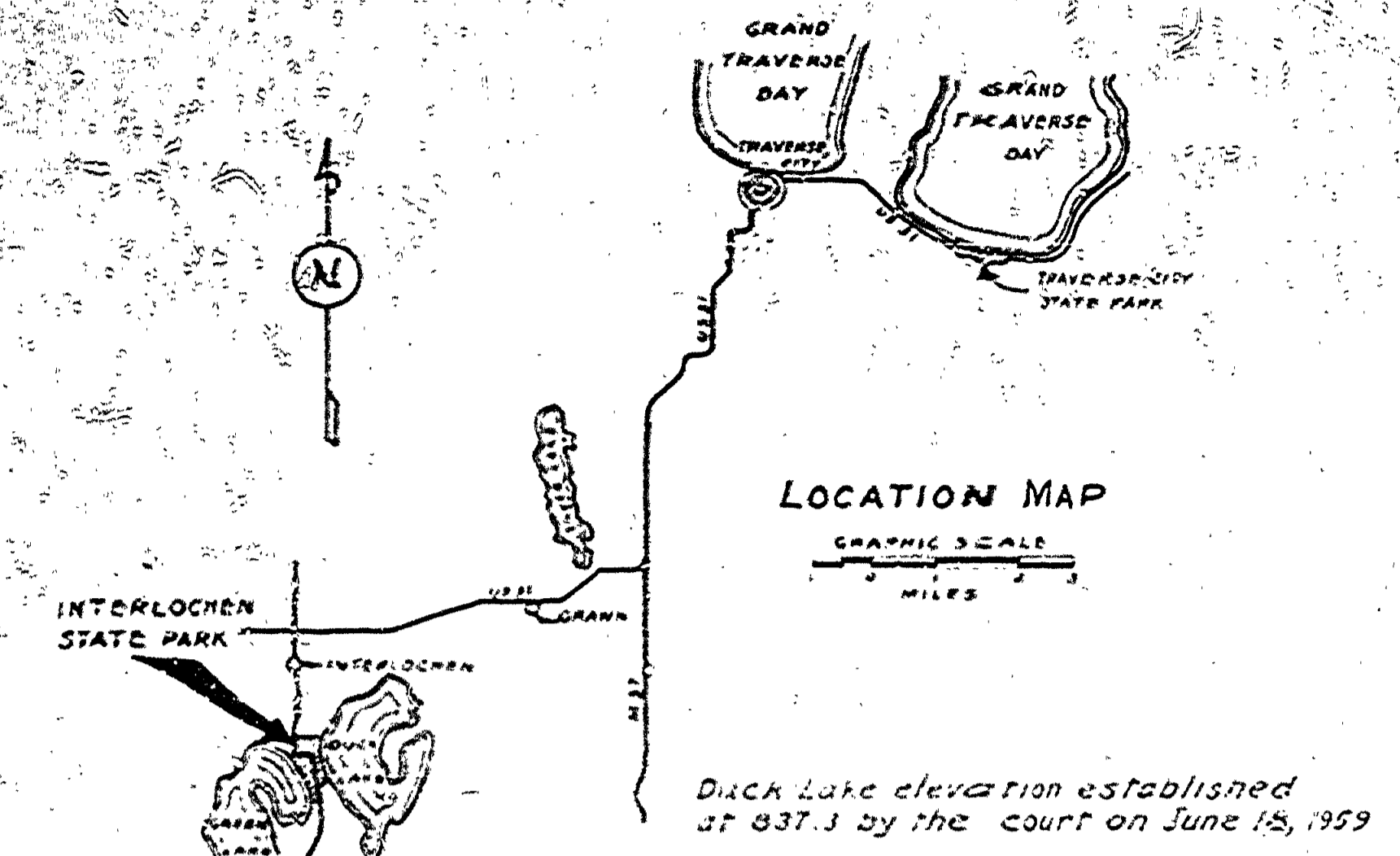


DRAWN BY P. J. J.	CHECKED BY E. J. P.	DATE 8.2.50	REVIEWED BY SECTIONS		DATE	APPROVED BY	NO. DATE BY	REVISIONS	DATE					
			ARCHITECTURAL	J.P.P.	2-27-50	[Signature]				1	11-12-52	L.M.C.	M-137	ENTRANCE ROAD & PARKING
			ENGINEERING	J.P.P.	2-29-50		[Signature]	2						
			LANDSCAPE	J.P.P.	3-20-50	[Signature]		3						



- KEY TO BUILDINGS**
- 1 MANAGER'S RESIDENCE
 - 2 STAFF QUARTERS
 - 3 OFFICE, GARAGE & WORKSHOP
 - 4 GARAGE FOR MANAGER & STAFF
 - 5 PUMPHOUSE
 - 6 BATHHOUSE
 - 7 & 8 CAMPGROUND TOILET, LAUNDRY & SHOWER
 - 9-10-11-12 TOILETS
- LEGEND**
- [Symbol] BUILDINGS
 - [Symbol] ROADS
 - [Symbol] MIXED TREE COVER
 - [Symbol] LAWN AREAS
 - [Symbol] PARK BOUNDARY
 - [Symbol] SEWER LINE AND FORCE MAIN
 - [Symbol] FUTURE SEWER LINE
 - [Symbol] MANHOLES

SCALE - 1" = 200'

MICHIGAN
DEPARTMENT OF CONSERVATION
PARKS AND RECREATION DIVISION

INTERLOCHEN STATE PARK
CENTRAL SEWAGE DISPOSAL SYSTEM

SHEET NO. 1 OF 7
PLAN NO. E-119