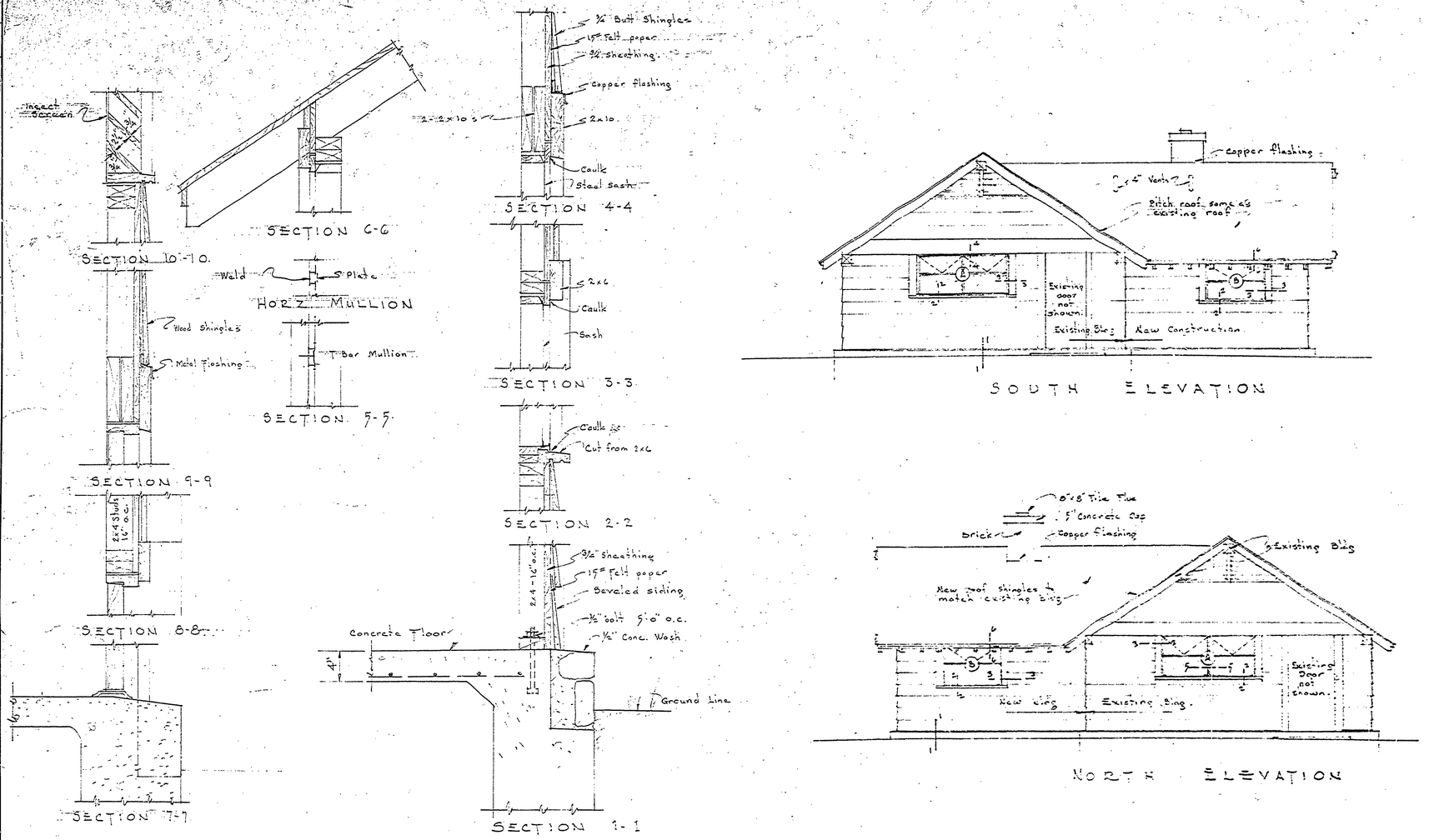

TYPICAL DETAILS
scale 1½" = 1'-0"

SOUTH ELEVATION

NORTH ELEVATION

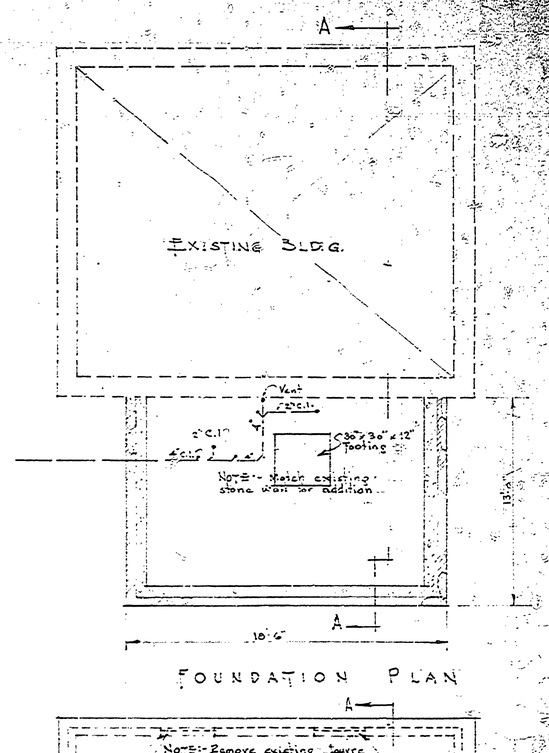

FOUNDATION PLAN

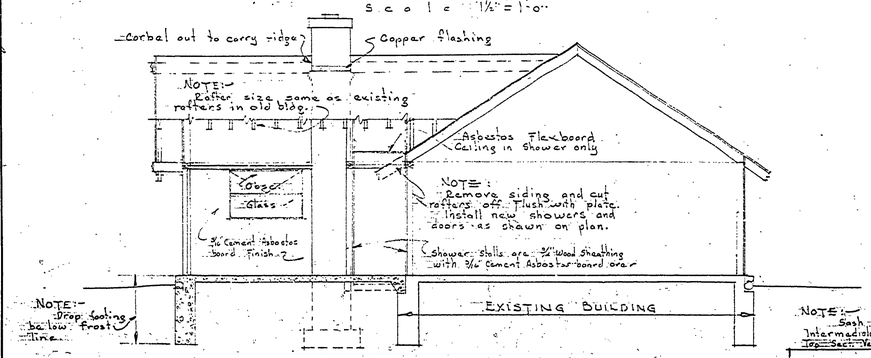

SECTION A-A
scale ½" = 1'-0"

NOTE:- Size of all material to be same as existing bldg. and Addition to be similar to old toilet bldg.

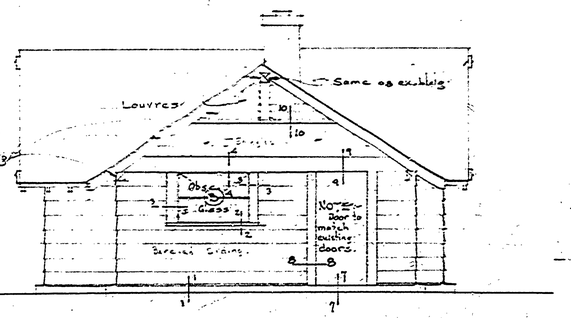

EAST ELEVATION

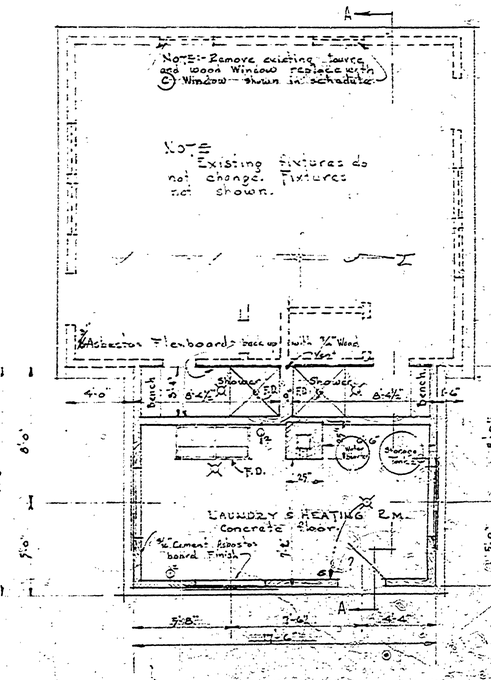

FLOOR PLAN
scale ¼" = 1'-0"

NOTE:- Sash cattle numbers are fenestration. Intermediate Window. Top Sect. Vent. Bottom Sect. Fixed.

WINDOW SCHEDULE

NO.	OPENING	CATLOG No.	WIDTH	HEIGHT	VENT	FIXED	MULLION	REMARKS
A	2	12 Units Sect. 6-9"	2'-9"	1'-6"	2	Vent		Obscure Glass - Top Sect. Vented, Bottom Sect. Fixed
B	3	11 Unit 4-7"	1'-6"	2'-9"				
C	2	11 Unit 4-6"	1'-6"	1'-9"				

NO.	DATE	BY	REVISIONS
1	11/24/48	J.H.C. J.W.E.	Partition Windows and Added window schedule.
2	12/9/48	J.H.C. J.W.E.	¾" Wood backup in Shower Stalls.
3	12/14/48	H.C.M. J.W.E.	Plumbing Relocated in Addition.
4			
5			
6			

		DATE
APPROVED BY		
ASSISTANT CHIEF IN CHARGE OF DESIGN		10-12-49
REVIEWED BY SECTIONS		
ARCHITECTURAL	J.D.R.	10-12-49
ENGINEERING	H.C.M.	12 Oct 49
LANDSCAPE	J.D.R.	10-12-49
DRAWN BY	J.W.F.	
TRACED BY	I.W.F.	
CHECKED BY		
DATE	10-7-49	

MICHIGAN
DEPARTMENT OF CONSERVATION
STATE PARKS DIVISION

HOFF STATE PARK
ADDITION TO TOILET BLDG.
COMBINATION TOILET - SHOWER & LAUNDRY

SHEET NO. 1 OF 1

PLAN NO. A 104