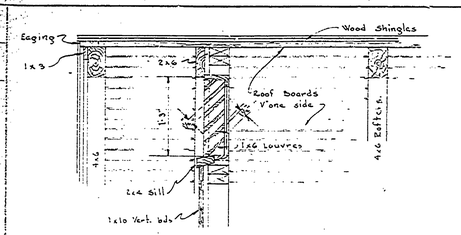

SECTION T-T
Scale 1" = 1'-0"

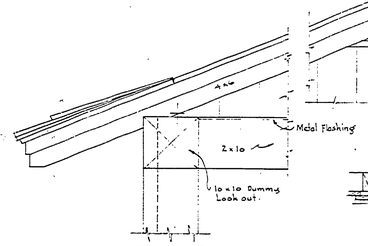

CORNER ELEVATION

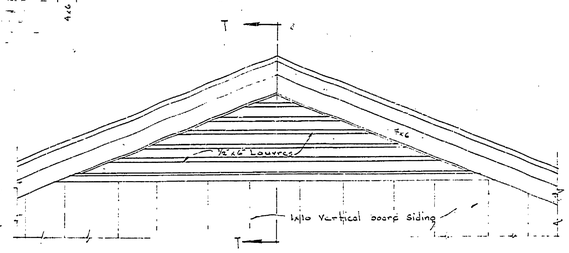

ELEVATION OF LOUVRES
Scale 1" = 1'-0"



SECTION S-S
Scale 1" = 1'-0"

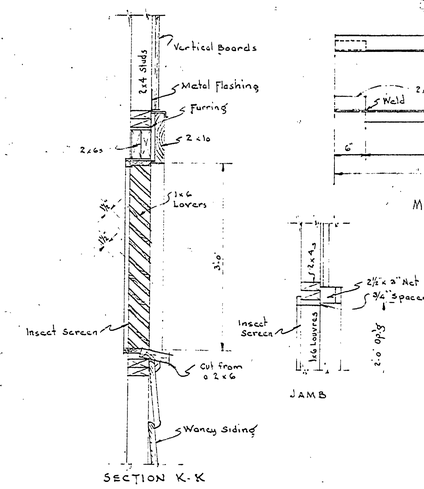

SECTION K-K

DETAIL OF EXTERIOR LOUVRES - PIPE ALLEY
Scale 1" = 1'-0"



MIRROR LINTEL
Scale 1" = 1'-0"

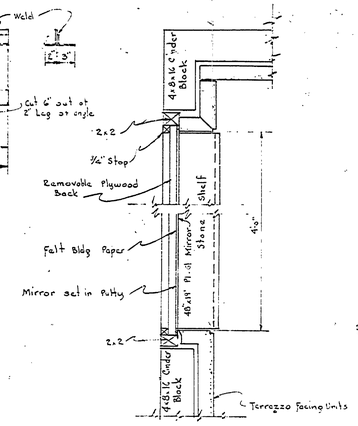

SECTION V-V

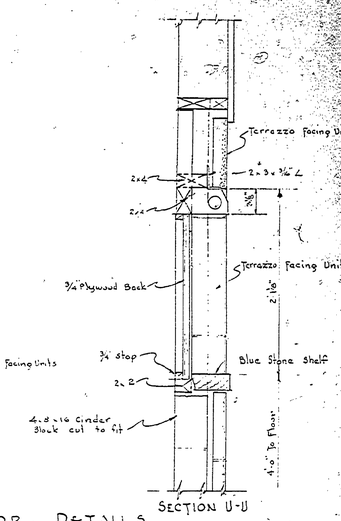

SECTION U-U

MIRROR DETAILS
Scale 1½" = 1'-0"

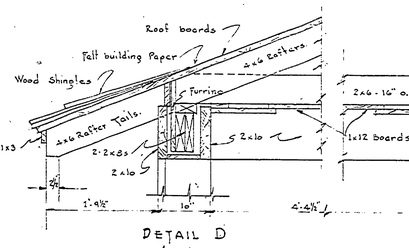

DETAIL D

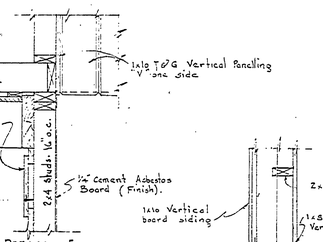

DETAIL E

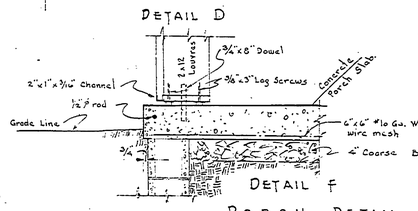

DETAIL F

PORCH DETAIL.
Scale 1" = 1'-0"

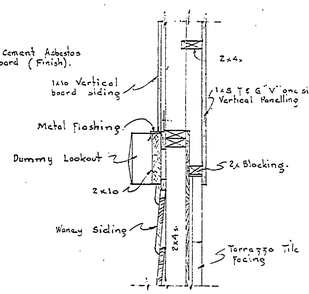

SECTION U-U
Scale 1" = 1'-0"

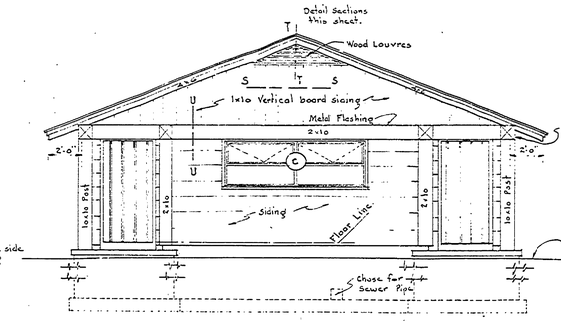

EAST ELEVATION
Scale ¼" = 1'-0"

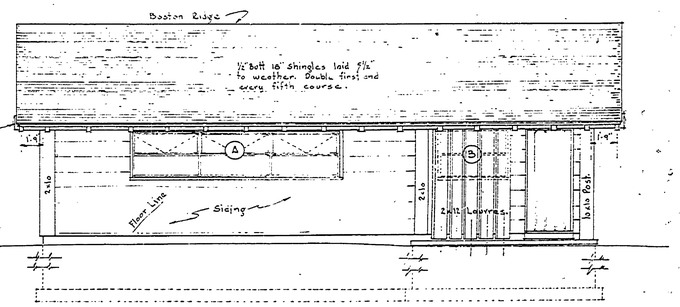

SOUTH ELEVATION
Scale ¼" = 1'-0"

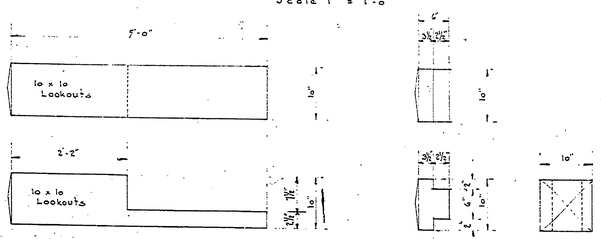

DETAIL OF 1x10 DUMMY LOOKOUTS
Scale 1" = 1'-0"

END VIEW

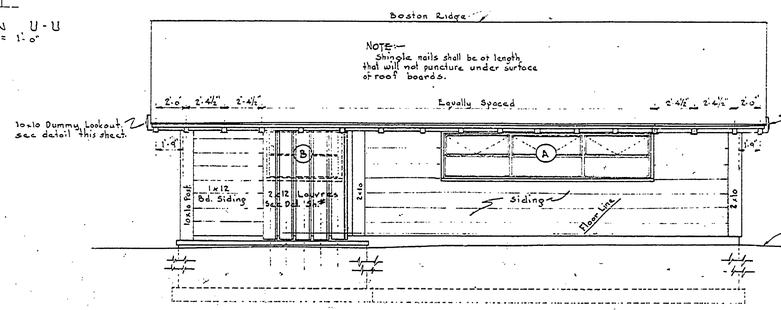

NORTH ELEVATION
Scale ¼" = 1'-0"

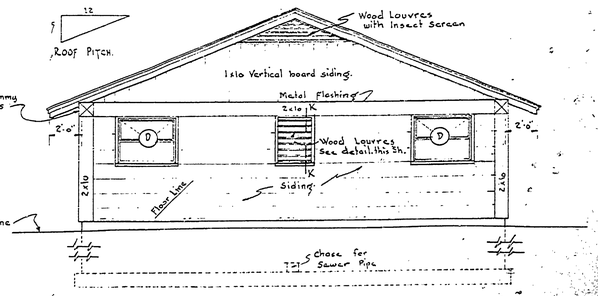

WEST ELEVATION
Scale ¼" = 1'-0"

NO.	DATE	BY	REVISIONS
1			
2			
3			
4			
5			
6			

REVIEWED BY SECTIONS	DATE	APPROVED
ARCHITECTURAL	J.T.R. 3-12-54	
STRUCTURAL	H.C.M. 3-12-54	
ELECTRICAL		
PLUMBING	J.T.R. 3-12-54	
LANDSCAPE		

ASSISTANT CHIEF IN CHARGE OF DESIGN — DATE 3-15-54

PLAN ATTACHED TO PROJECT DESIGN ENGINEER — DATE 3-12-54

MICHIGAN
DEPARTMENT OF CONSERVATION
PARKS AND RECREATION DIVISION

ALOHA STATE PARK
TOILET, LAUNDRY AND SHOWER BUILDING

SHEET NO. 4 OF 7

PLAN NO. A-100