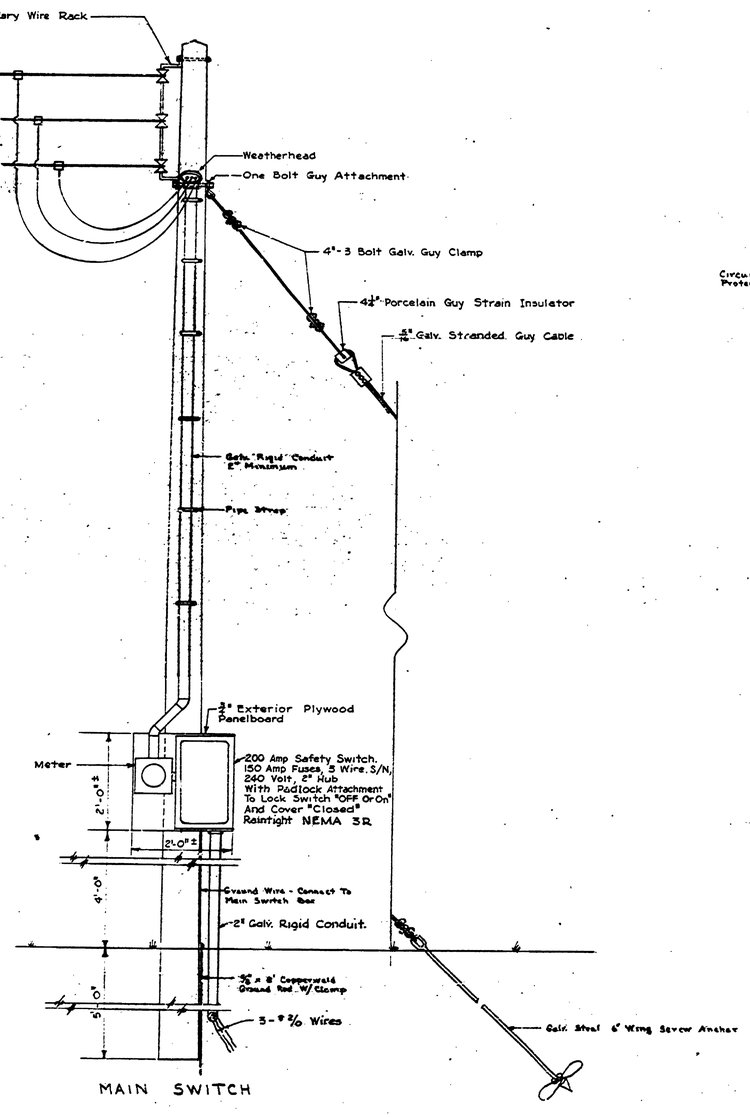

MAIN SWITCH

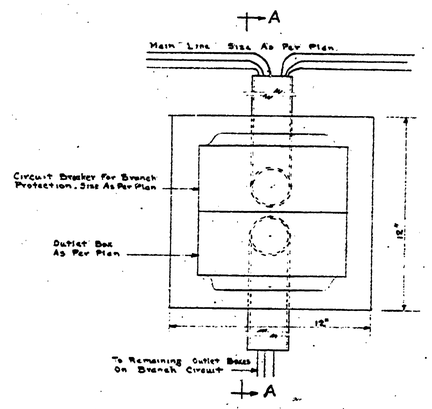

PLAN

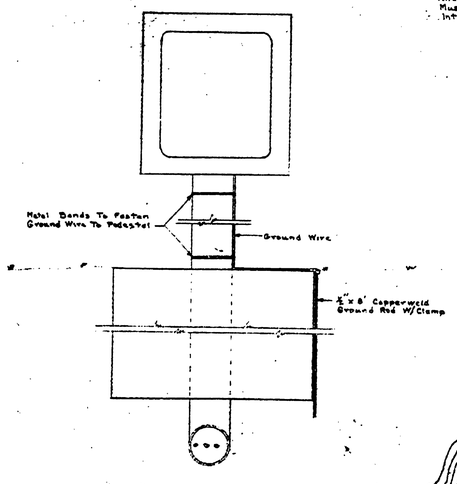

ELEVATION

Note: When The Circuit Breaker And Outlet Box Are Shown At The Same Location The Two Shall Be Combined As Shown. Circuit Breaker Box Is To Be Of Ample Size To Accomodate All Main Line Splicing. No Underground Splices Will Be Allowed. If Size Of Main Feeder Is Such That One Conduit Is To Small For Both Entrance And Exit 2 Conduits Of Proper Size Must Be Used. All Conduit Openings Into Box Must Be Hubs.

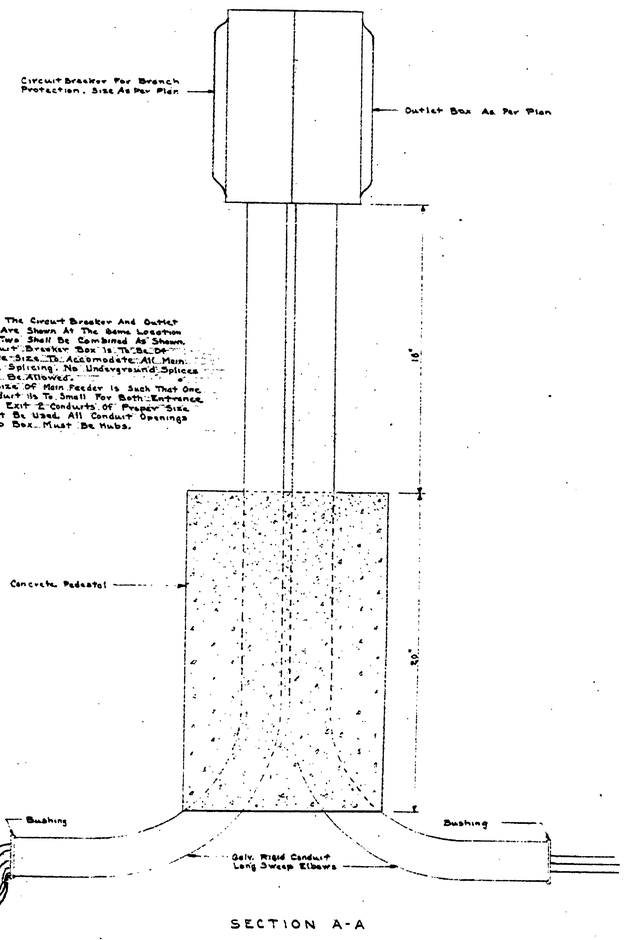

SECTION A-A

CIRCUIT BREAKER AND OUTLET BOX

REVISIONS			
NO.	DATE	BY	
1			
2			
3	2-22-63		
4			
5			
6			

APPROVED	DATE
	2-22-63
	2-21-63
	2-21-63

REVIEWED		DATE
ARCHITECTURAL	G.H.C.	2-22-63
ENGINEERING	E. J. P.	2-21-63
LANDSCAPE	F.W.C.	2-21-63

		DATE
DESIGNED BY		
DRAWN BY	B.H.G. & D.M.C.	Feb. 1963
CHECKED BY		

MICHIGAN
DEPARTMENT OF CONSERVATION
PARKS AND RECREATION DIVISION

TAHQUAMENON FALLS STATE PARK
RIVERMOUTH SECTION
ELECTRICAL DISTRIBUTION SYSTEM.

SHEET NO. 3 OF 4

PLAN NO. E-114