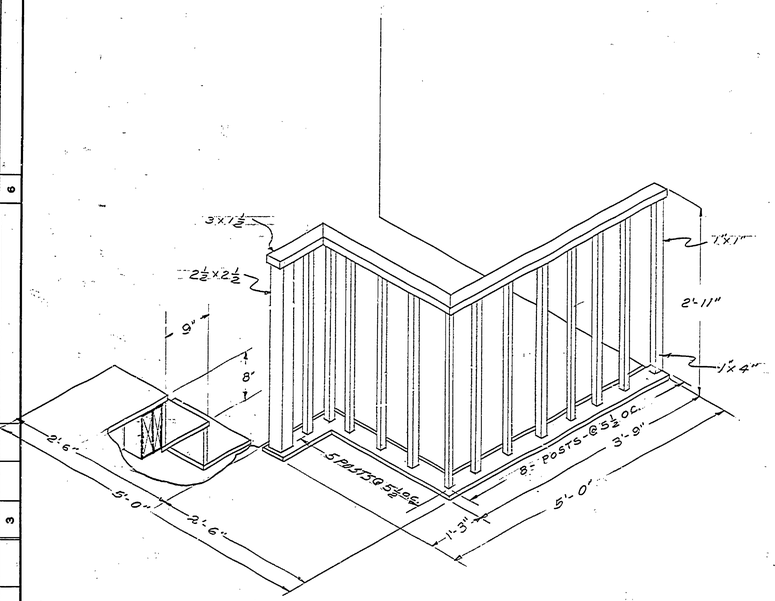

PICTORIAL DETAIL OF SAFETY RAIL
2 REQ'D - 1 RIGHT & 1 LEFT
SCALE - 1" = 1'-0"



CROSS SECTION - STAIR RAIL
HALF SIZE

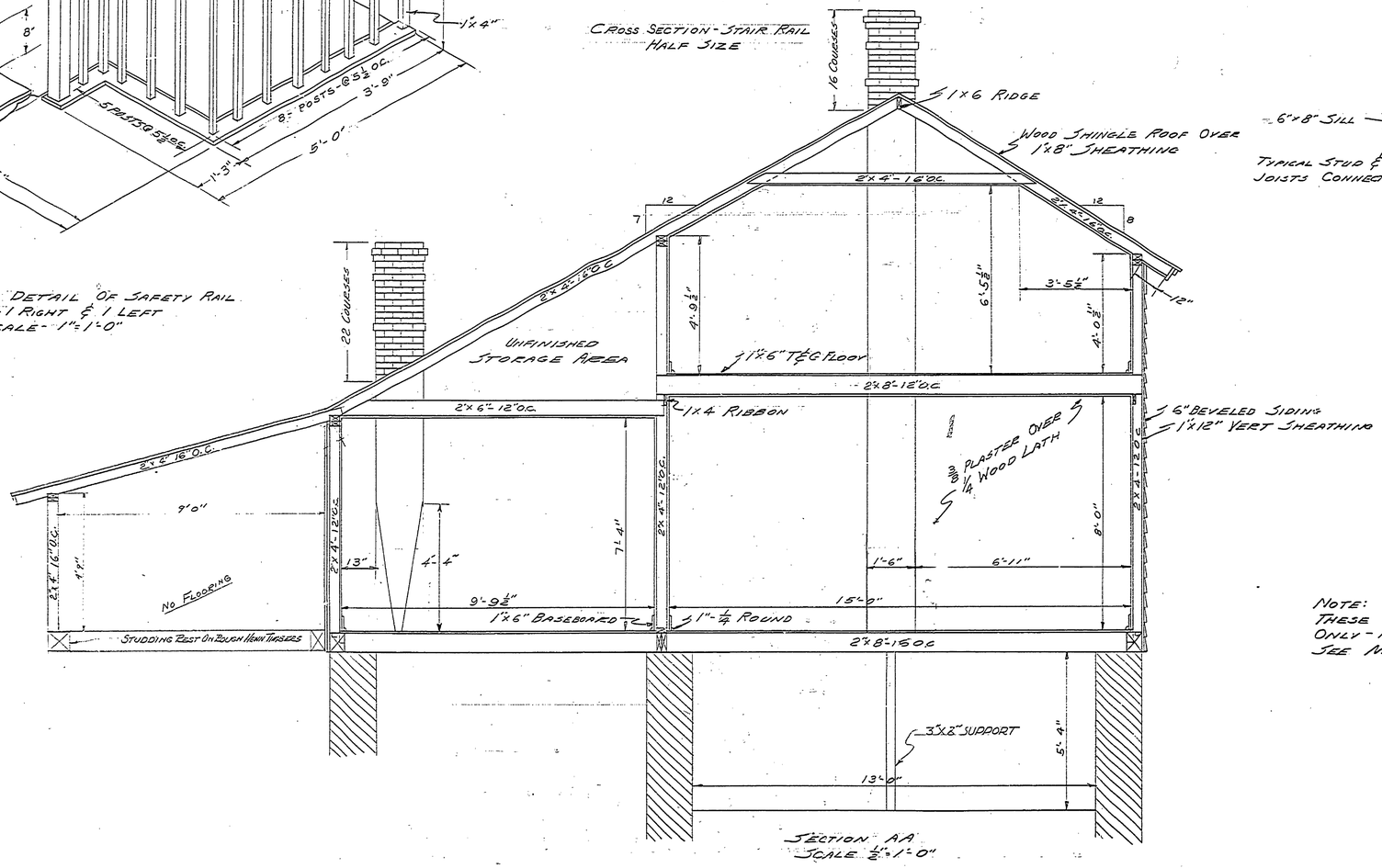

SECTION A-A
SCALE ⅛" = 1'-0"

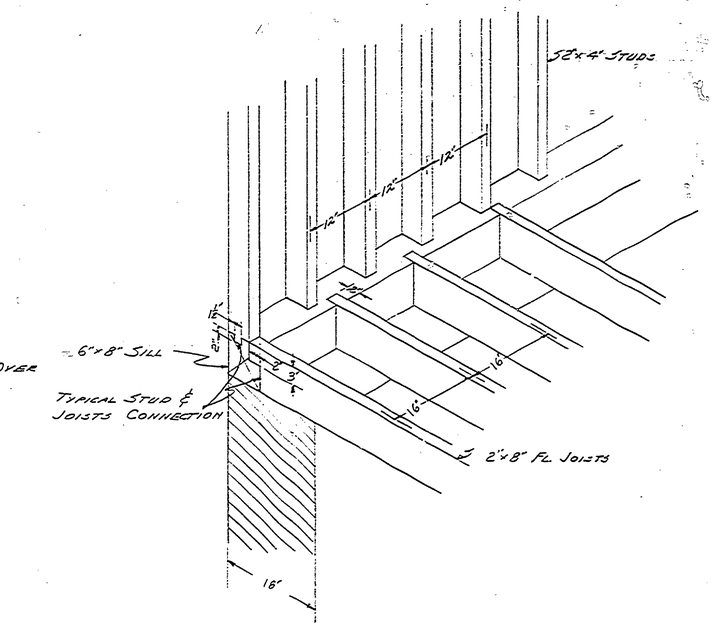

PICTORIAL DETAIL OF TYPICAL FLOOR
JOISTS & STUD CONNECTION TO SILL
SCALE 1" = 1'-0"

NOTE:
THESE DRAWINGS ARE FOR REMODELING PURPOSES ONLY - FOR ALL INFORMATION OF EXISTING STRUCTURE SEE MEASURED

DATE	NO.	DATE	BY	REVISIONS	DATE	BY
	1			4		
	2			5		
	3			6		

APPROVED — CHIEF OF DIVISION — ASST. CHIEF OF DIVISION — CHIEF OF PLANNING AND CONSTRUCTION

	DATE	REVIEWED	DATE
DESIGNED BY		ARCHITECTURAL	
DRAWN BY Arthur Kelly	3-13-62	ENGINEERING	
CHECKED BY		LANDSCAPE	

MICHIGAN
DEPARTMENT OF CONSERVATION
PARKS AND RECREATION DIVISION

RESTORATION DRAWINGS
FAYETTE HISTORICAL TOWNSITE
FAYETTE STATE PARK

SHEET NO. 3 OF 3

PLAN NO. 50-531 3

BLDG 30&31