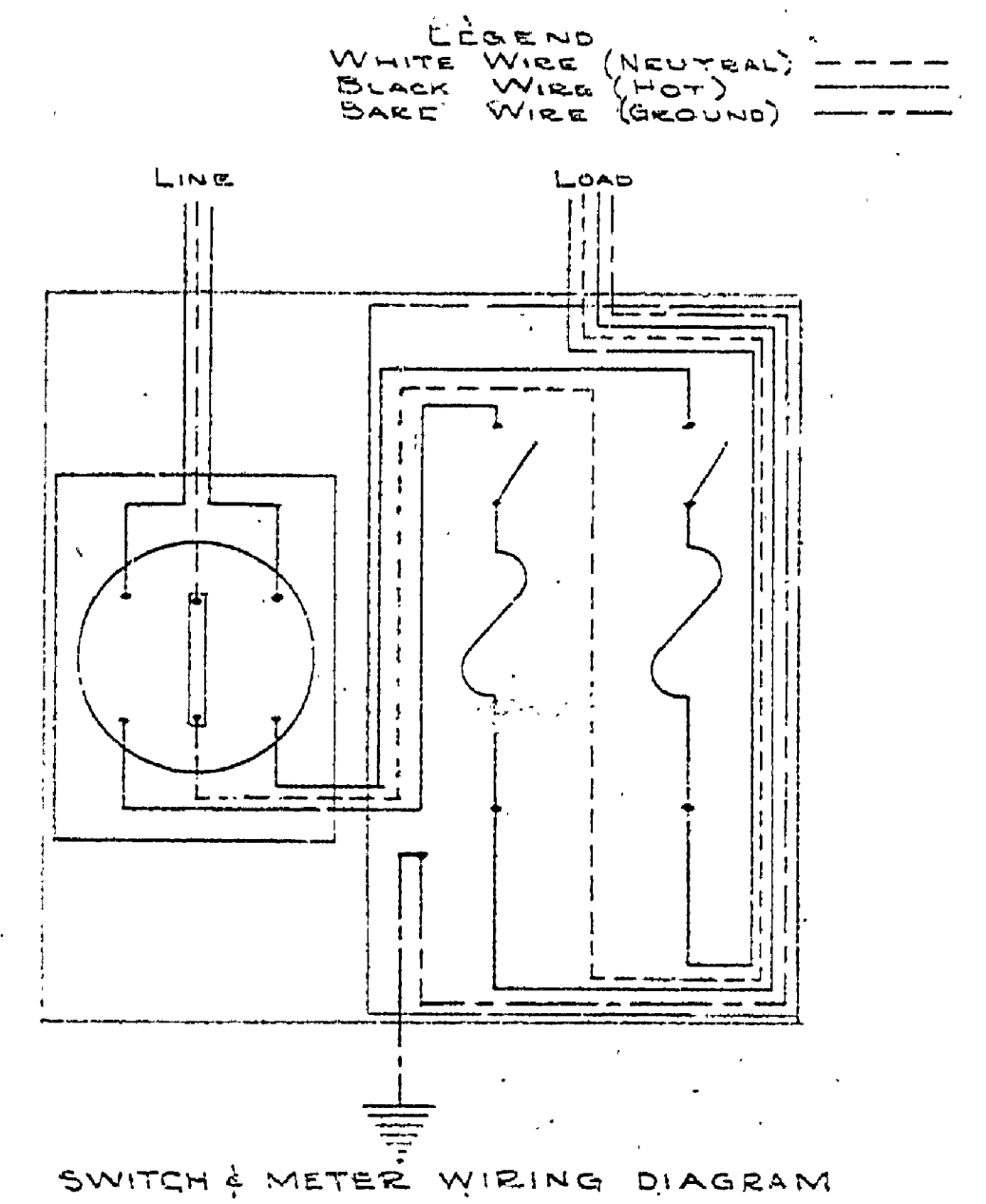
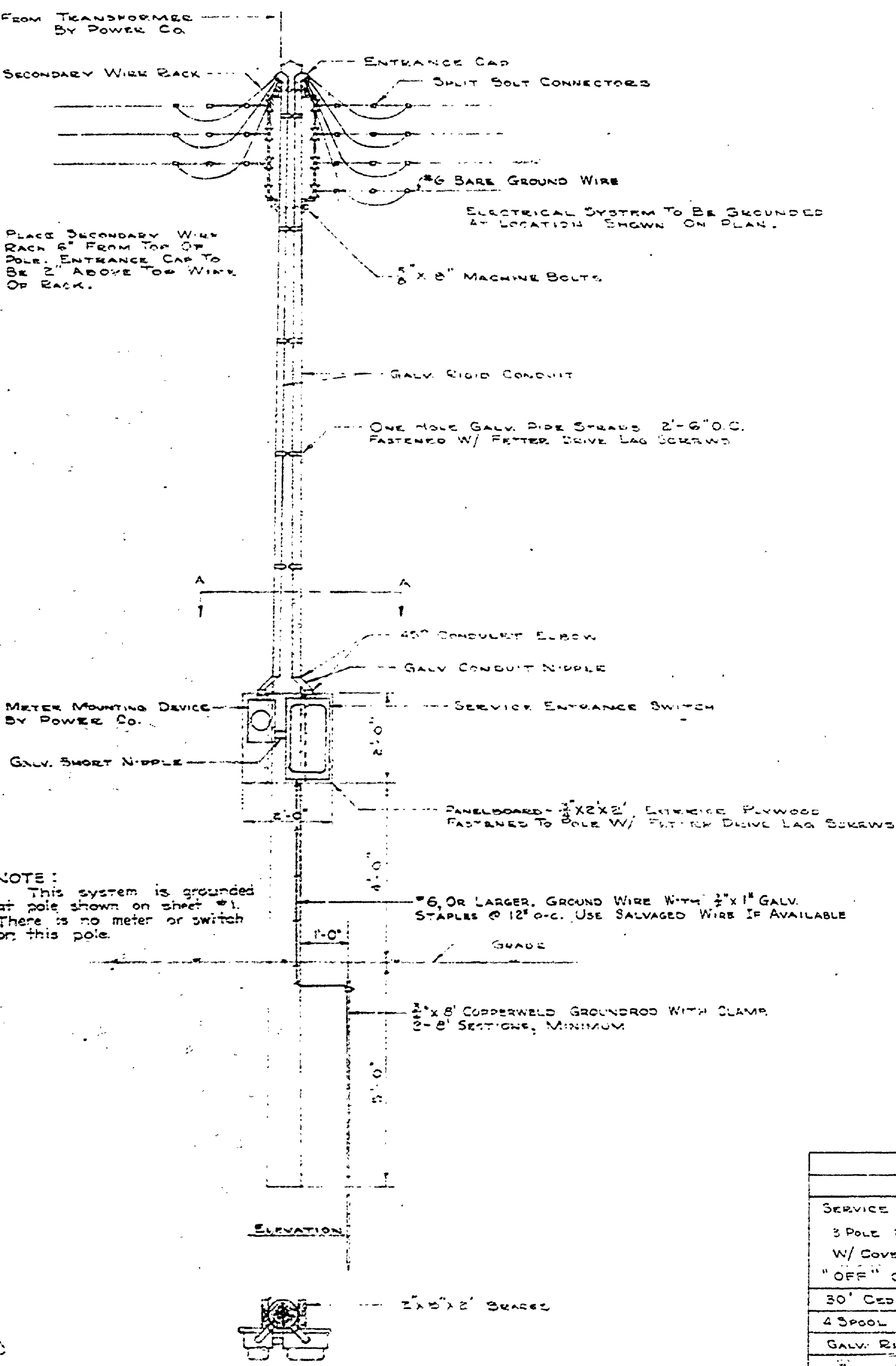
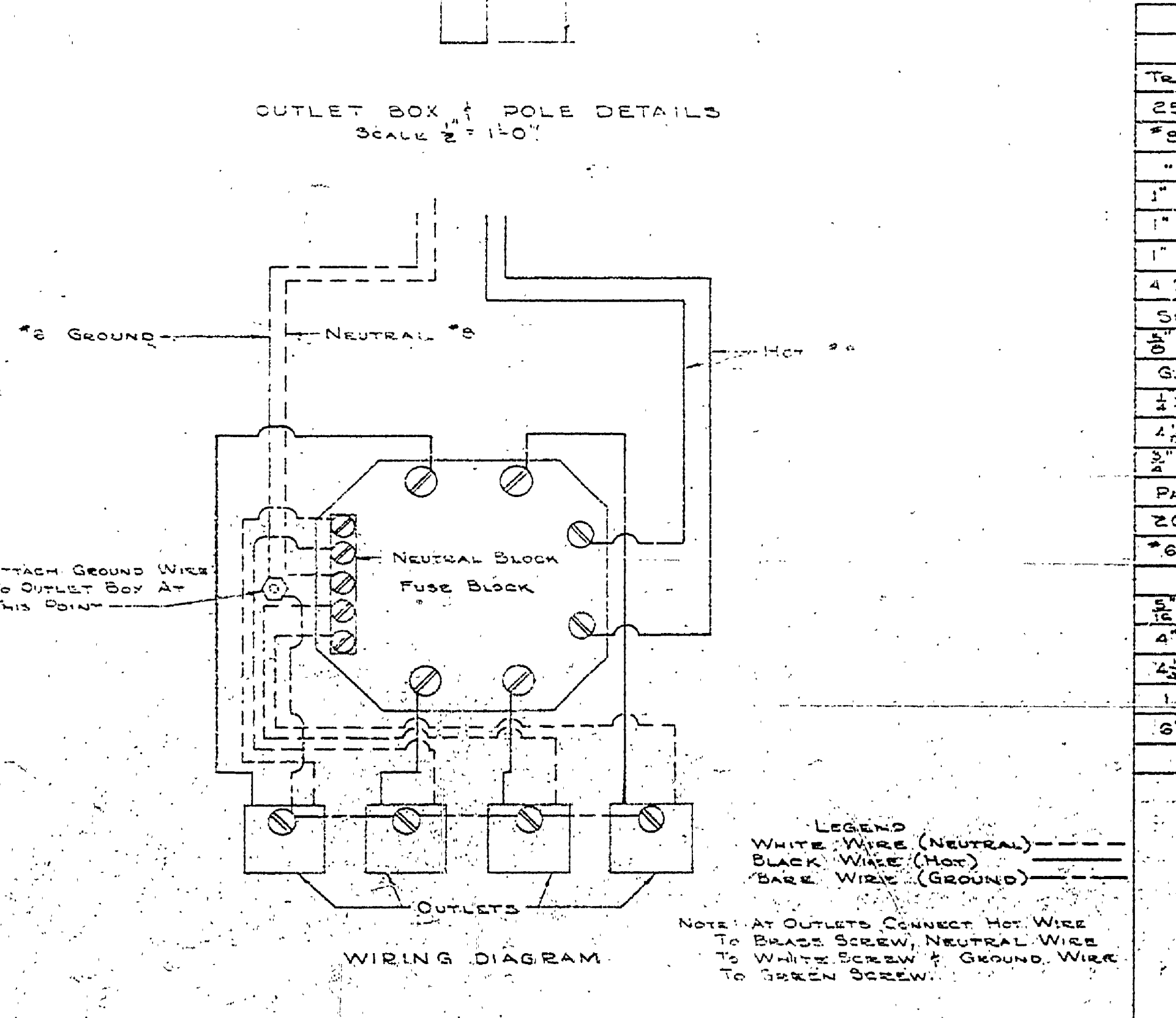
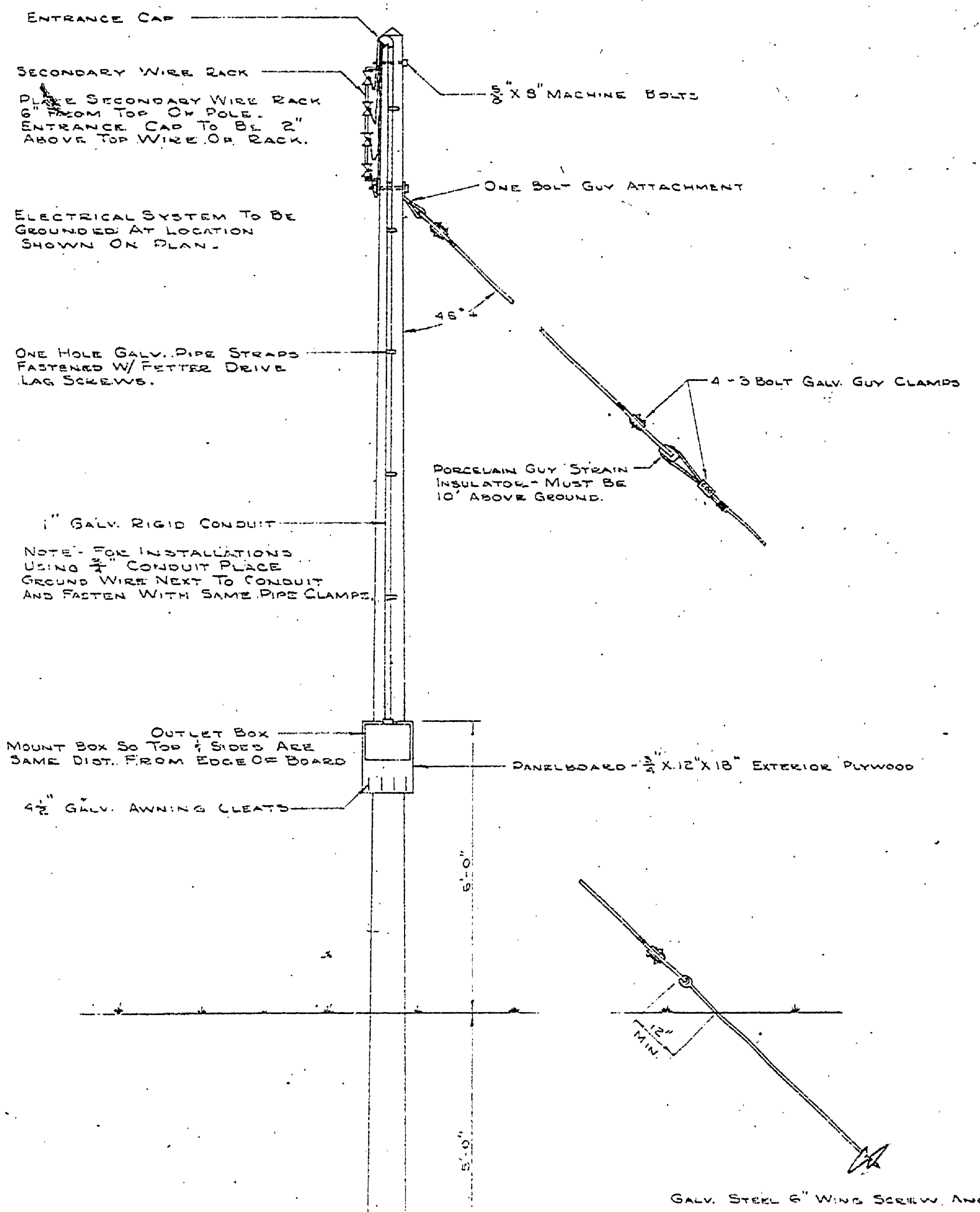


DESIGNED BY	B.H.G.	DATE	8-7-63
DRAWN BY	J.Y.	DATE	8-7-63
CHECKED BY		DATE	
REVIEWED		DATE	
APPROVE		DATE	
NO.	1	DATE	8-7-63
BY	J.Y.	DATE	8-7-63
REVISIONS	4	DATE	8-7-63
	5	DATE	8-7-63
	6	DATE	8-7-63



BILL OF MATERIAL		QUANTITY	
ITEM		100 AMP	150 AMP
SERVICE ENTRANCE SWITCH HEAVY DUTY SAFETY SWITCH 3 WIRE		1	1
3 POLE 2 FUSE 3/N 240 VOLT RAINTIGHT NEMA TYPE 3 W/ COVER INTERLOCK & PADLOCK ATTACHMENT TO LOCK SWITCH "OFF" OR "ON" & COVER "CLOSED."	W/ 1/2" HUB W/ 2" HUB IN TOP	1	1
30' CEDAR POLE W/ 5" MINIMUM TOP		1	1
4 SPOOL H.D. SECONDARY WIRE RACK W/ INSULATORS (5" SPACING)		2	2
1" GALV. RIGID CONDUIT	2'-30"	2	2
" " " SHORT NIPPLE	2'-4"	2	2
" " " NIPPLE 6" LONG	2'-1"	2	2
" " " 45° ELBOW	"-4"	2	2
" " " BUSHING	"-2"	2	2
" " " LOCKNUT	"-2"	2	2
" " " ENTRANCE CAP	"-2"	2	2
" " " PIPE STRAP ONE HOLE	"-10"	2	2
FETTER DRIVE LAG SCREW 1/2" X 2"		12	12
TYPE RHW STR. 30-DB CU. WIRE	150'-2"	150'-36"	
1/2" X 8" MACHINE BOLT & WASHERS		2	2
SPLIT BOLT CONNECTOR	8'-2"	8'-2"	
PANELLBOARD - 2" X 2" X 2" EXTERIOR PLYWOOD		1	1
#6 STR. BARE CU. WIRE		25'	
Groundrod - 1/2" X 8" COPPERWELD SECTIONAL ROD, OLIVER #729448		2, 8' Sects. (Min)	
Ground Wire Clamp, 1/2" (Safety Set Screw), OLIVER #76493		1 ea.	
1/2" Driving Stud, OLIVER #729535		1 ea.	
1/2" Bronze Coupling, OLIVER #79535		2 (Minimum)	



BILL OF MATERIAL		QUANTITY	
ITEM		100 AMP	150 AMP
TRAILER OUTLET BOX W/ 1" HUB IN TOP		1	1
25' CEDAR POLE W/ 5" MINIMUM TOP		1	1
#8 SOLID WIRE (IN CONDUIT) WHITE		20'	
" " " " " BLACK		20'	
1" GALV. RIGID CONDUIT		13'-42"	
" " " " ENTRANCE CAP		1	1
" " " " PIPE STRAP 1 HOLE		2	2
4 SPOOL H.D. SECONDARY WIRE RACK W/ INSULATORS (5" SPACING)		2	2
SPLIT BOLT CONNECTORS (SIZE PER PLAN)		4	4
1/2" X 8" MACHINE BOLT		2	2
GALV. STEEL ROUND WASHER FOR 1/2" BOLT		2	2
1/2" X 2" FETTER DRIVE LAG SCREW		9	9
4" GALV. STEEL AWNING CLEATS		2	2
1/2" X 8" NICKEL PLATED OVAL HEAD WOOD SCREWS		21	21
PANELLBOARD - 2" X 12" X 18" EXTERIOR PLYWOOD		1	1
20 AMP FUSING		4	4
#6 STR. BARE CU. WIRE		20'	
GUY MATERIAL			
1/2" STRANDED GUY WIRE - DOUBLE GALV.		32'	
4" X 3 BOLT GALV. GUY CLAMPS		4	4
4" PORELAINE GUY STRAIN INSULATOR		1	1
1 BOLT GALV. GUY ATTACHMENT		1	1
6" GALV. STEEL WING SCREW ANCHOR		2	2