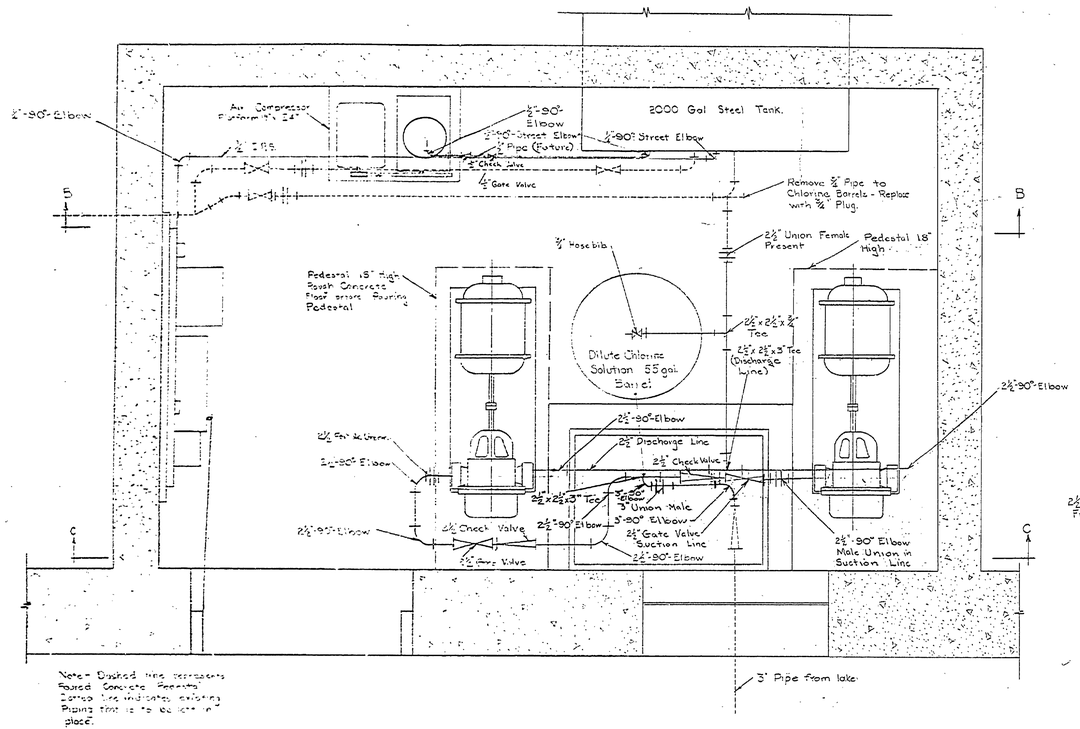

Note: Dashed line represents Poured Concrete Pedestal. Dotted line indicates existing Piping that is to be left in place.

PLAN FOR PUMP INSTALLATION AND PIPING

Scale 1"=1'-0"

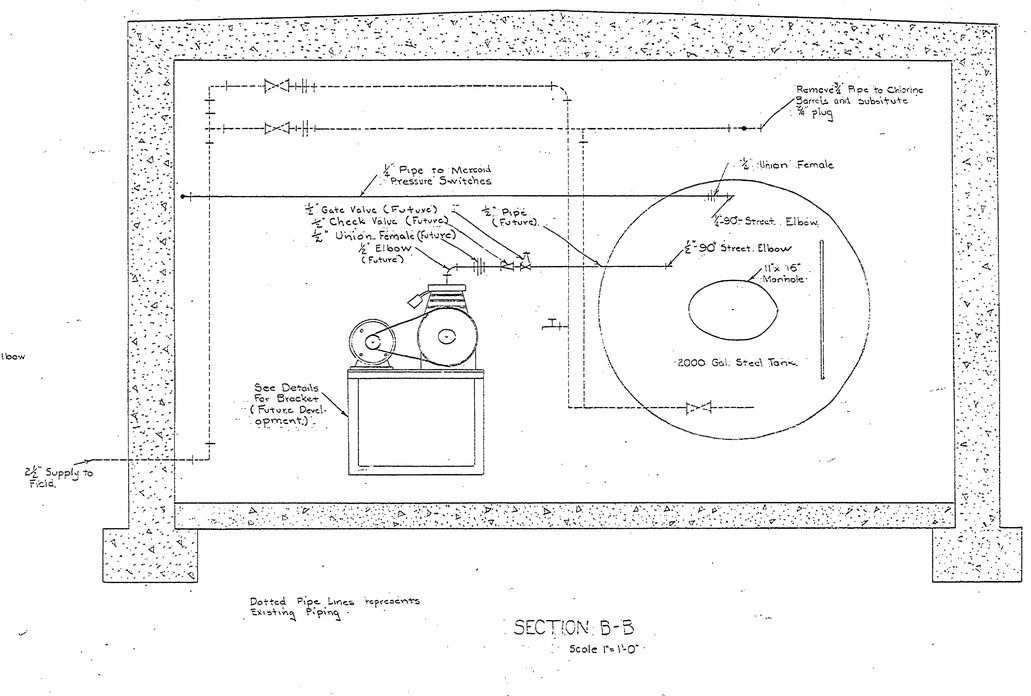

Dotted Pipe Lines represents Existing Piping

SECTION B-B

Scale 1"=1'-0"

NOTE. Check dimension of air compressor before drilling holes for mounting. Channel Iron and Plate are Arc Welded. (Future Development)

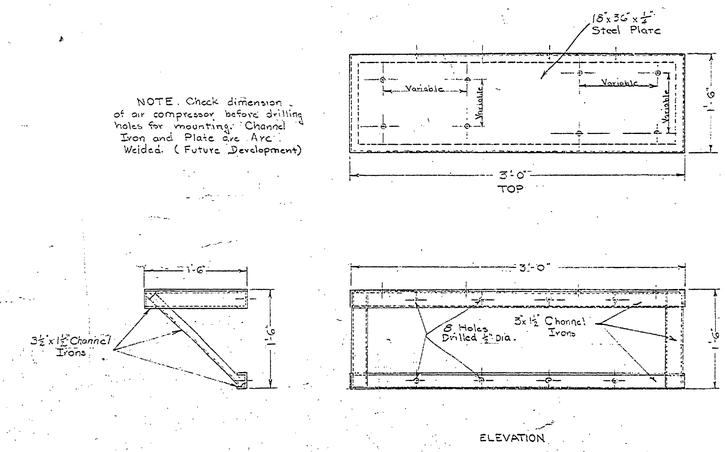

BRACKET DETAILS FOR AIR COMPRESSOR

Not to Scale

NO.	DATE	BY	REVISIONS	NO.	DATE	BY
1			4			
2			5			
3			6			

DRAWN BY O. Gulkerson

TRACED BY

CHECKED BY

DATE 11-21-47

REVIEWED BY SECTIONS — DATE

ARCHITECTURAL

ENGINEERING

LANDSCAPE

APPROVED BY

ASSISTANT CHIEF IN CHARGE OF DESIGN — DATE

MICHIGAN DEPARTMENT OF CONSERVATION PARKS AND RECREATION DIVISION	FORT WILKINS STATE PARK PUMP INSTALLATION SCALE AS SHOWN	SHEET NO. 1 OF 3	PLAN NO. E-106