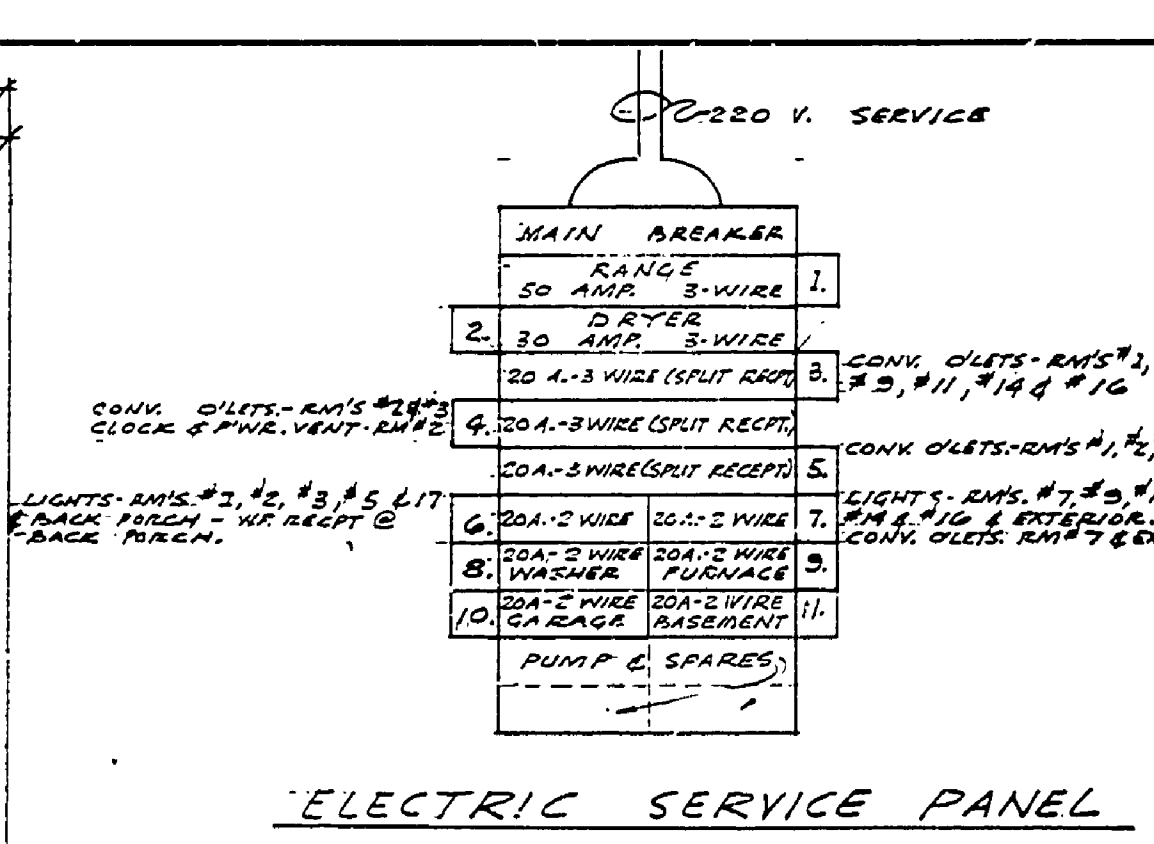
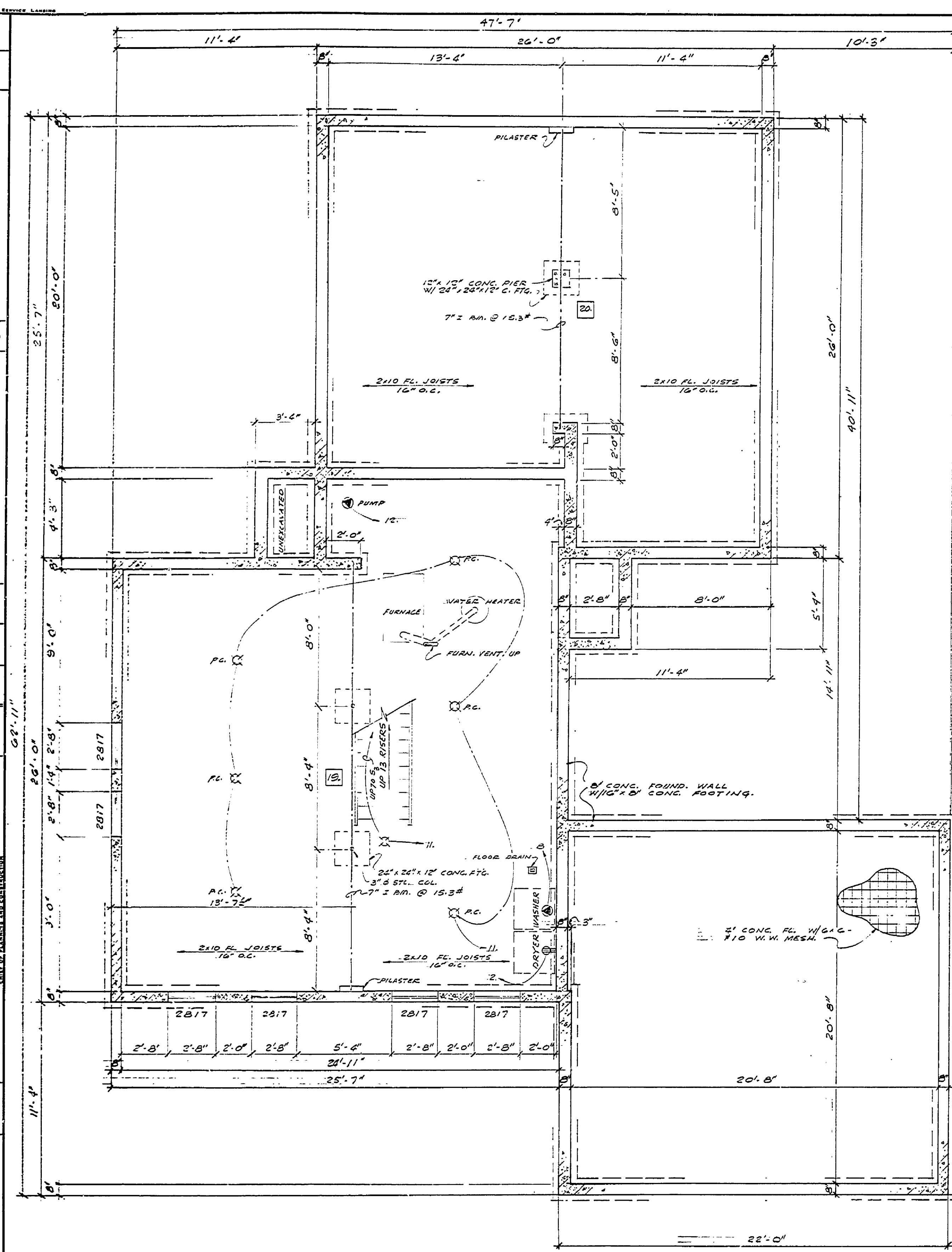


DATE	REVIEWED	DATE	APPROVED	DATE	NO.	DATE	BY	REVISIONS
DESIGNED BY W.G. M.C.P.	ARCHITECTURAL				1	1-11-65	W.G. M.C.P.	1
DRAWN BY W.J. G.	ENGINEERING				2			2
CHECKED BY W.J. G.	LANDSCAPE				3			3
					4			4
					5			5
					6			6

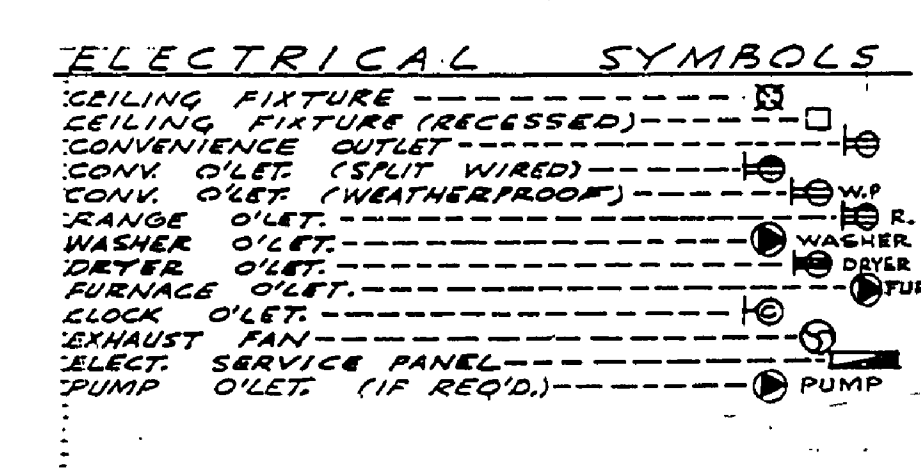
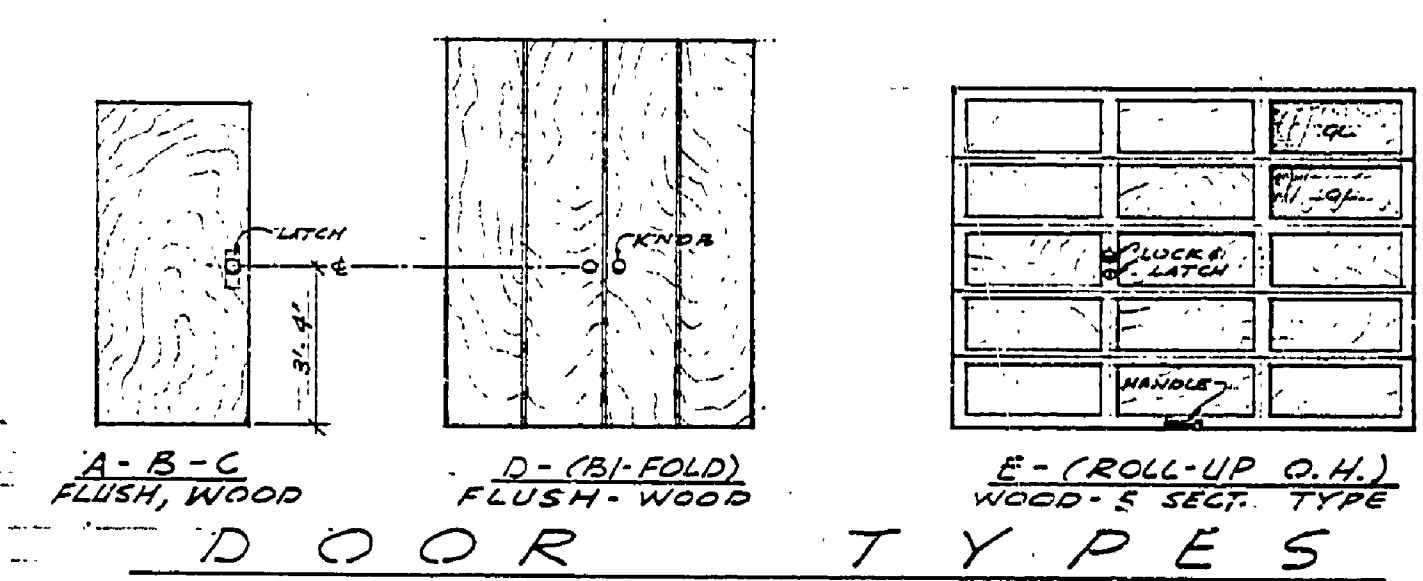
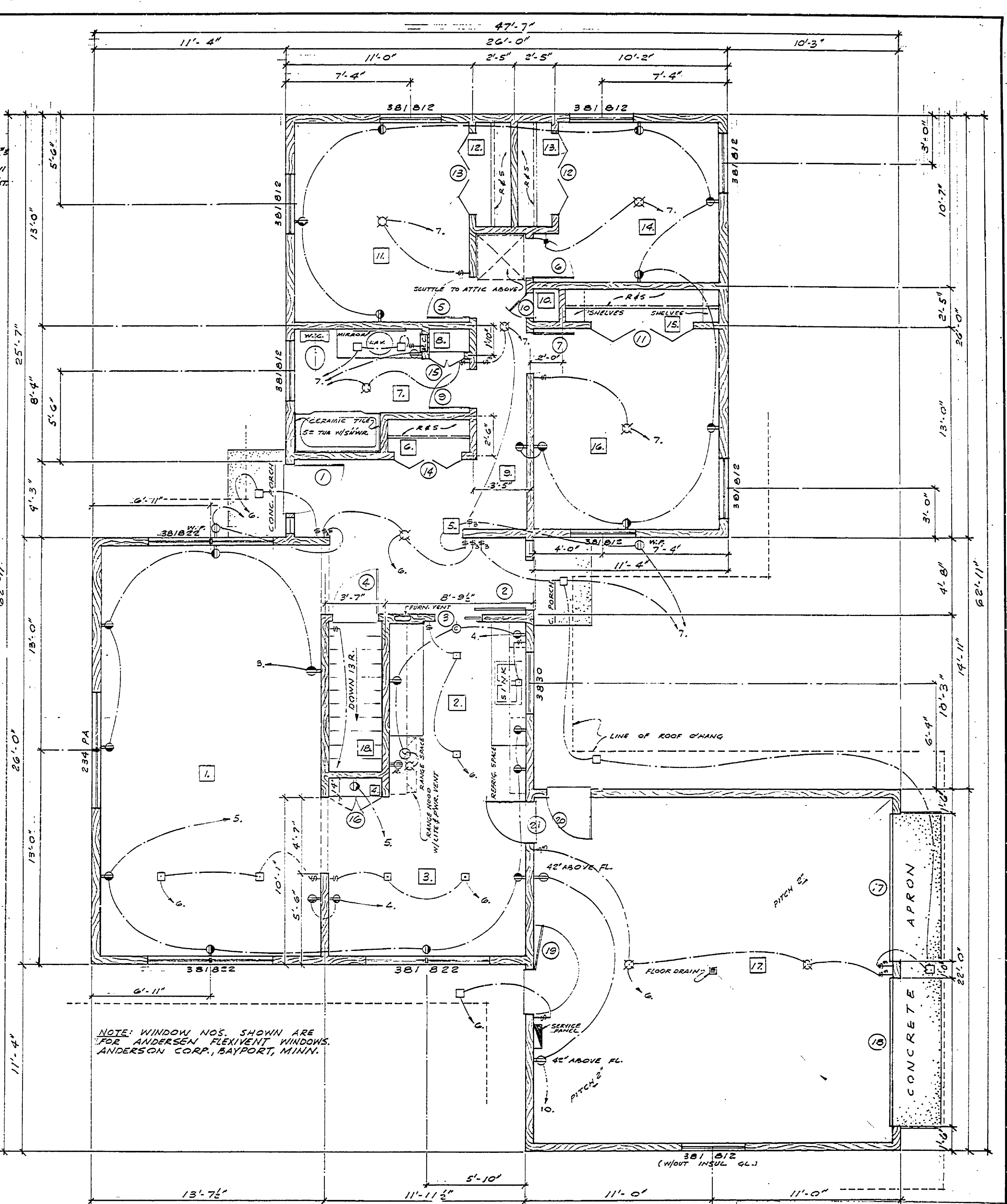


ROOM FINISH SCHEDULE

ROOM NUMBER	FLOOR	BASE	WALL	CEIL.	TRIM	REMARKS
1. LIVING RM.						*W/PLAST LAM.
2. KITCHEN						
3. DINING RM.						SEE DET. SHD. G.
4. CHINA CAB.						
5. ENTRY						
6. BENT. CLOS.						
7. BATH RM.						*TILE AT TUB
8. LINEN CLOS.						SEE DET. SHD. G.
9. HALL						
10. BED ROOM CLOS.						W/VID. SHELVES
11. BED ROOM						
12. B.R. CLOS.						
13. B.R. CLOS.						SHELVES-EX. END
14. BED ROOM						
15. B.R. CLOS.						
16. BED ROOM						
17. GARAGE						
18. BENT. STAIR						
19. GARAGE BENT.						
20. GARAGE SPACE						

DOOR SCHEDULE

NUMBER	DESIGNATION	TYPE	THICKNESS	WIDTH	HEIGHT	REMARKS
1	A	1 1/2"	1 1/2"	36"	80"	
2	A	1 1/2"	1 1/2"	36"	80"	
3	C	1 1/2"	1 1/2"	36"	80"	
4	B	1 1/2"	1 1/2"	36"	80"	
5	B	1 1/2"	1 1/2"	36"	80"	
6	B	1 1/2"	1 1/2"	36"	80"	
7	B	1 1/2"	1 1/2"	36"	80"	
8	B	1 1/2"	1 1/2"	36"	80"	
9	B	1 1/2"	1 1/2"	36"	80"	
10	B	1 1/2"	1 1/2"	36"	80"	
11	D	1 1/2"	1 1/2"	36"	80"	B/FOLD - 4 REQ'D. 68 NOM. O.P.D.
12	D	1 1/2"	1 1/2"	36"	80"	B/FOLD - 4 REQ'D. 58 NOM. O.P.D.
13	D	1 1/2"	1 1/2"	36"	80"	B/FOLD - 4 REQ'D. 52 NOM. O.P.D.
14	D	1 1/2"	1 1/2"	36"	80"	B/FOLD - 4 REQ'D. 48 NOM. O.P.D.
15	E	1 1/2"	1 1/2"	36"	80"	* PAIR FWD. DES.
16	E	1 1/2"	1 1/2"	36"	80"	* PAIR FWD. DES.
17	E	1 1/2"	1 1/2"	36"	80"	
18	E	1 1/2"	1 1/2"	36"	80"	
19	E	1 1/2"	1 1/2"	36"	80"	
20	E	1 1/2"	1 1/2"	36"	80"	
21	E	1 1/2"	1 1/2"	36"	80"	



CONSERVATION COMMISSION APPROVAL

RECOMMENDED FOR APPROVAL: DESIGN

RECOMMENDED FOR APPROVAL: DESIGNER

RECOMMENDED FOR APPROVAL: SECTION APPROVAL

BY: _____ DATE: _____

MICHIGAN DEPARTMENT OF CONSERVATION

APPROVED: _____ DATE: _____

PLAN NO. _____ PROJECT NUMBER _____ SHEET _____ OF _____