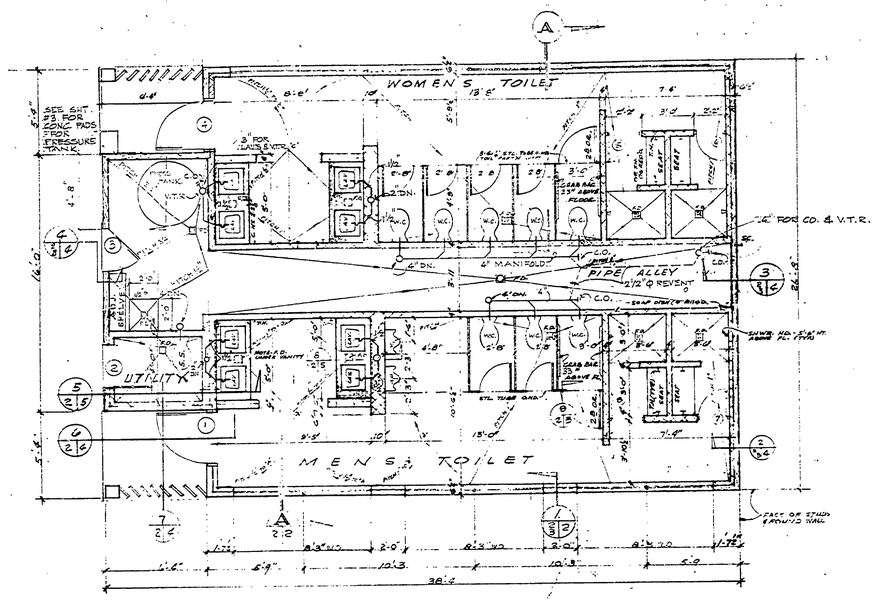

FLOOR PLAN

Scale 1/4"=1'-0"

NOTE - WATER HEATER & PRESSURE TANK TO BE INSTALLED BEFORE BLDG. IS CLOSED IN.

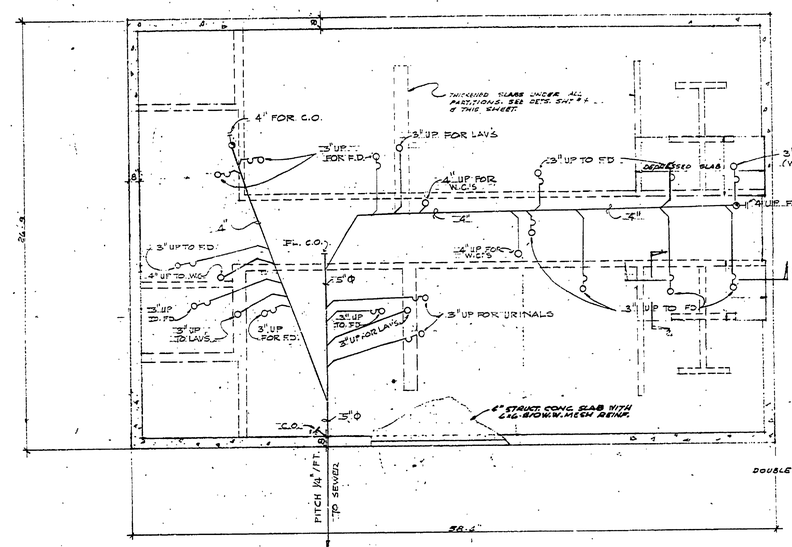

FOUNDATION AND PLUMBING PLAN

Scale 1/4"=1'-0"

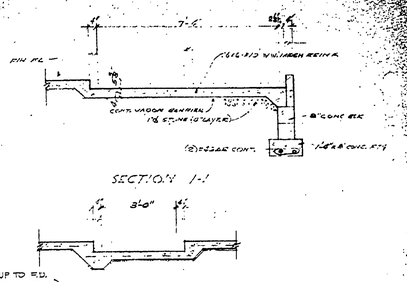

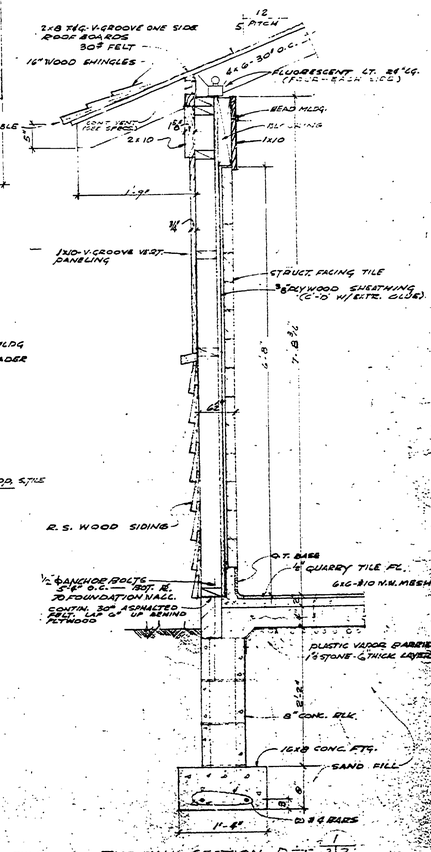

TYP. WALL SECTION DET. 1/2

Scale 1/4"=1'-0"

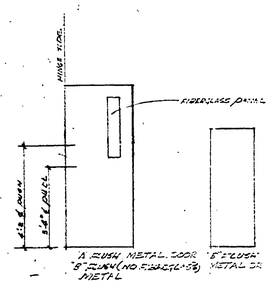

DOOR TYPES

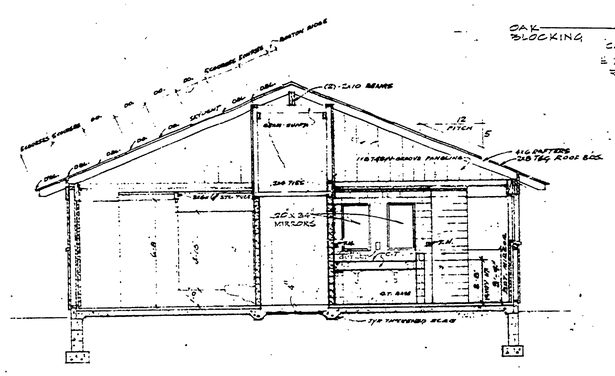

SECTION AA 2/2

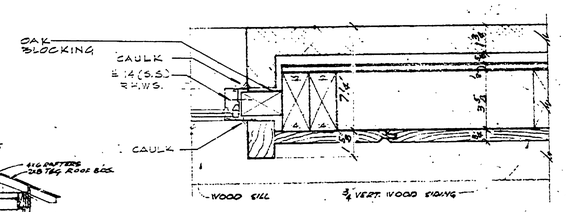

JAMB DET. 1/2

Scale 3"=1'-0"

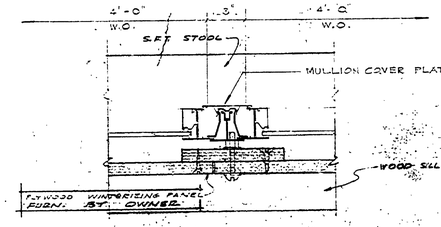

MULLION DET.

Scale 3"=1'-0"

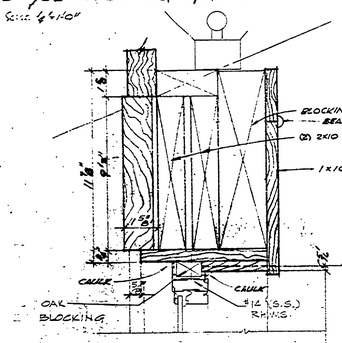

HEAD DET.

Scale 3"=1'-0"

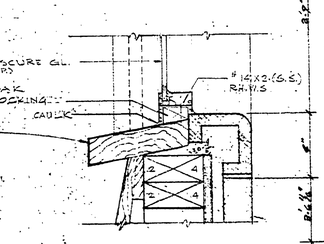

SILL DET.

Scale 3"=1'-0"

WINDOW DETAILS

FINISH SCHEDULE

ROOMS	FLOOR: QUARRY TILE	FLOOR: CERAMIC TILE	FLOOR: CONC. TILE	FLOOR: TERRAZZO	BASE: WOOD	BASE: MATCH FLOOR	WALLS: WOOD	WALLS: PLASTER	WALLS: CERAMIC TILE	WALLS: PAINTED	WOODS FINISH PRE. AND OTHERS: WALLS	WOODS FINISH PRE. AND OTHERS: CEILING	REMARKS
WOMENS TOILET ROOM	•		•		•			•		•	•	•	
MENS TOILET ROOM	•		•		•			•		•	•	•	
WOMENS SHOWER ROOM	•		•		•			•		•	•	•	
MENS SHOWER ROOM	•		•		•			•		•	•	•	
UTILITY ROOM	•						•	•	•		•	•	PAINTED BRK. WALLS
STORAGE & PIPE ALLEY	•		•			•	•				•	•	

DOOR SCHEDULE

DESIGNATION	TYPE	MATL.	SIZE OPENING: TRIM. DIMENS.	SIZE OPENING: WIDTH	SIZE OPENING: HT.	REMARKS
1	A	WOOD	1'6"	3'2"	6'8"	CLEAR - SOLID CORE
2	A	WOOD	1'6"	2'8"	6'8"	" " "
3	B	WOOD	1'8"	2'8"	6'8"	" " "
4	A	WOOD	1'8"	3'2"	6'8"	" " "
5	B	STL.	1"	1'8"	6'8"	TO MENS TOILET ROOM
6	B	STL.	1"	1'8"	6'8"	"
7	B	STL.	1"	1'8"	6'8"	"
8	B	STL.	1"	1'8"	6'8"	"

W/ ENGRAVED OR SANDBLAST COVERED GLASS SAME AS DOOR # 2.

DATE	NO.	DATE	BY
	1		
	2		
	3		
	4		
	5		
	6		

REVISIONS

DATE | BY | APPROVED | DATE | REVIEWED | DATE | ARCHITECTURAL | ENGINEERING | LANDSCAPE

DESIGNED BY | DRAWN BY | CHECKED BY

MICHIGAN DEPARTMENT OF CONSERVATION PARKS AND RECREATION DIVISION

FOUNDATION - FLOOR PLAN - PLUMBING - SECTIONS

ALBERT E. SLEEPER STATE PARK

TOILET & SHOWER BUILDING

SHEET NO. 2 OF 5

PLAN NO. A-114