PL-1638 COMMERCIAL BLUEPRINT SERVICE 900 6-72 517151

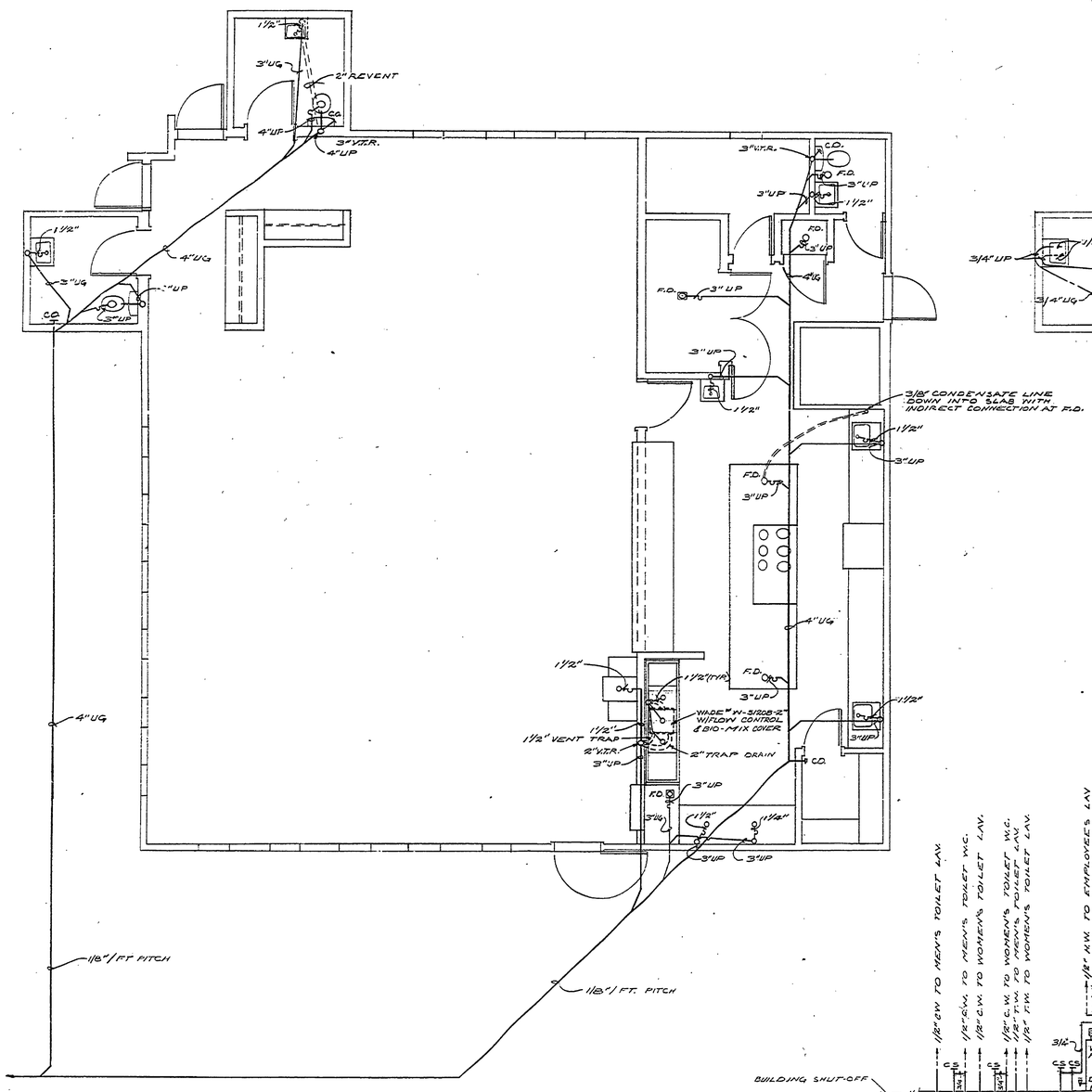

WASTE PLUMBING PLAN
1/4" = 1'-0"

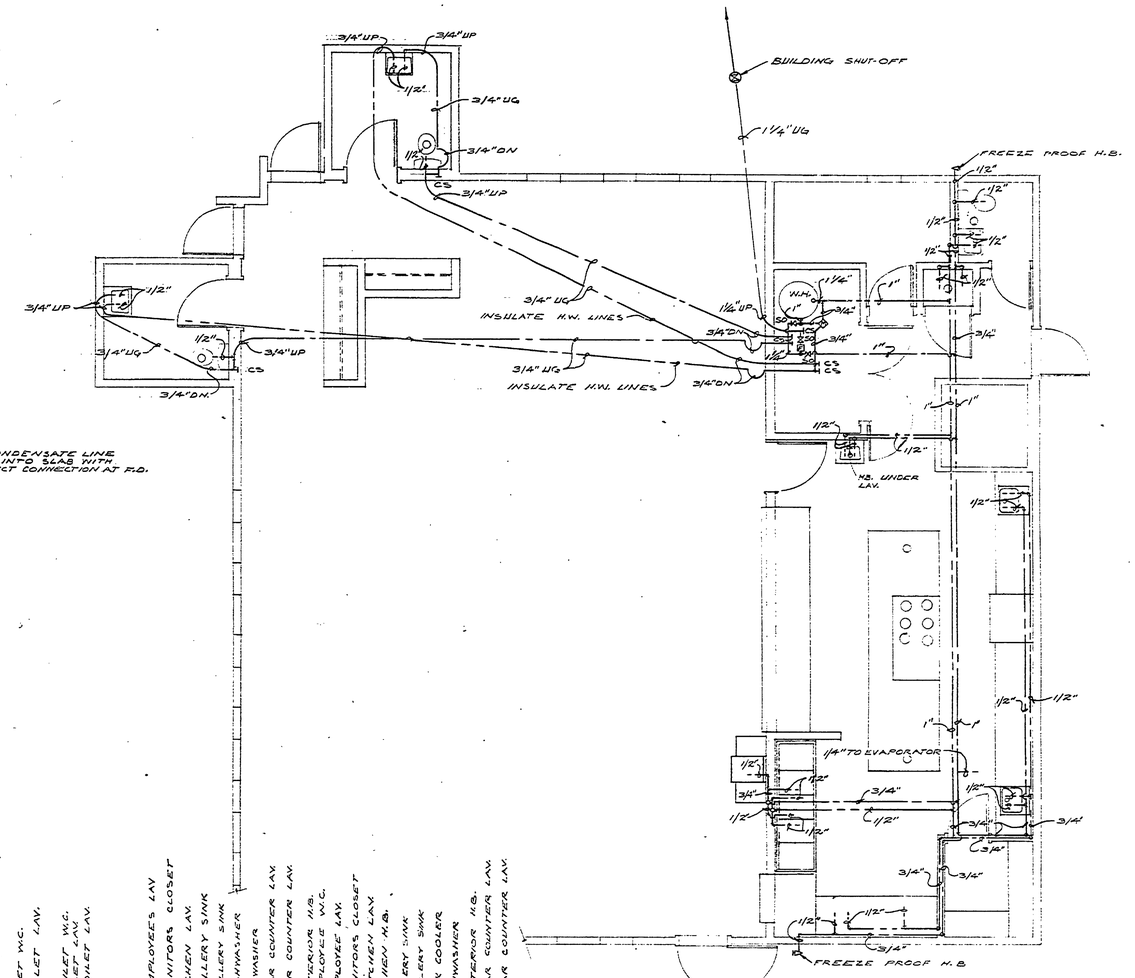

SUPPLY PLUMBING PLAN
1/4" = 1'-0"

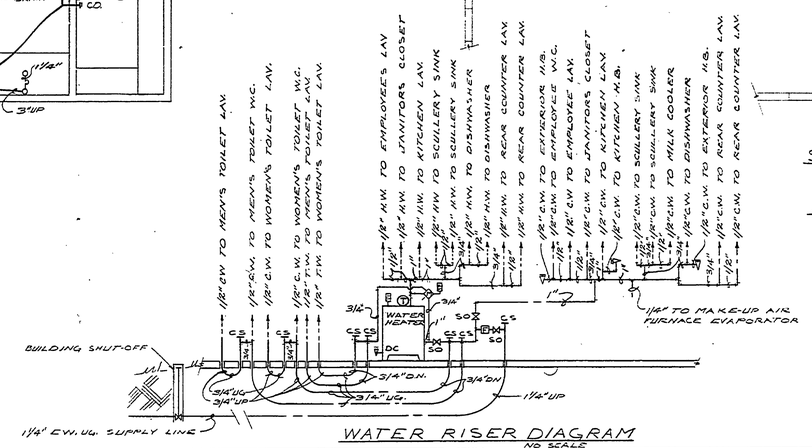

WATER RISER DIAGRAM
NO SCALE

LEGEND

C.O.	CLEAN-OUT VALVE
C.S.	CAPPED STANDPIPE
C.W.	COLD WATER
D.C.	DRAIN COCK
F.	FILTER
F.D.	FLOOR DRAIN
H.B.	HOSE BIBB
H.W.	HOT WATER
L.AV.	LAVATORY
M.V.	MIXING VALVE
S.O.	SHUT-OFF VALVE
T.P.	TEMP. & PRESS. RELIEF VALVE
T.W.	TEMPERED WATER
UG.	UNDERGROUND
T	THERMOMETER

NOTES

NO FITTINGS OR JOINTS BELOW SLAB (WATER SUPPLY).
ALL U.G. LINES SLOPED TO CAPPED STANDPIPE.
WRAP C.W. LINES AGAINST CONDENSATION.

SURVEYED BY		DRAWN BY S. BAKUS	1/74	NO.	DATE	BY	REVISIONS	NO.	DATE	BY	REVISIONS	MICHIGAN DEPARTMENT OF NATURAL RESOURCES	MECHANICAL: WASTE PLUMBING & WATER SUPPLY PLUMBING SHEET TITLE	AREA OR PARK SLEEPER STATE PARK	PROJECT NO. 24-1421
DESIGNED BY T. P.	1/74	CHECKED BY T. P.	1/74	1.				3.							
	DATE		DATE	2.				4.						PROJECT MESS HALL	SHEET 10 OF 11 PLAN NO. A-115