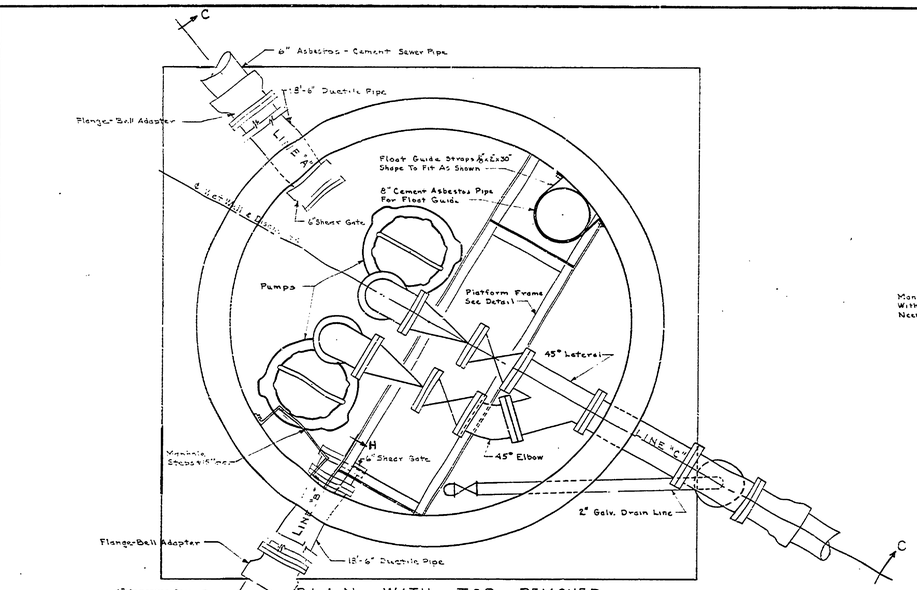

PLAN WITH TOP REMOVED

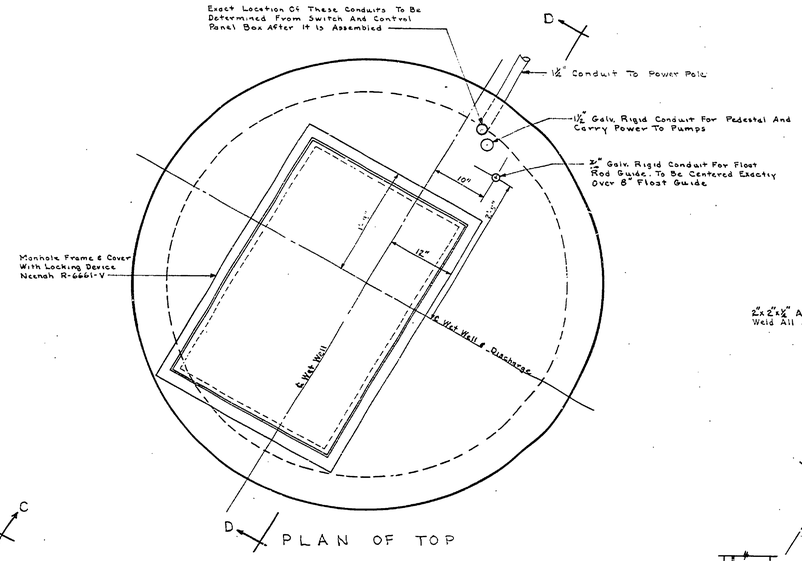

PLAN OF TOP

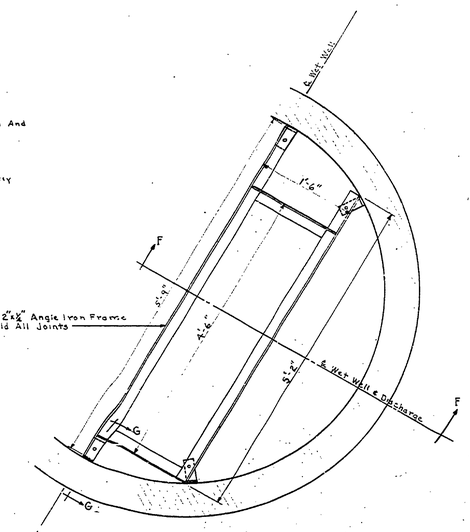

PLAN

NOTE: All Pipe (Unless Noted Otherwise) Inside Wet Well Is 4" Cast Iron With Flanged Joints.

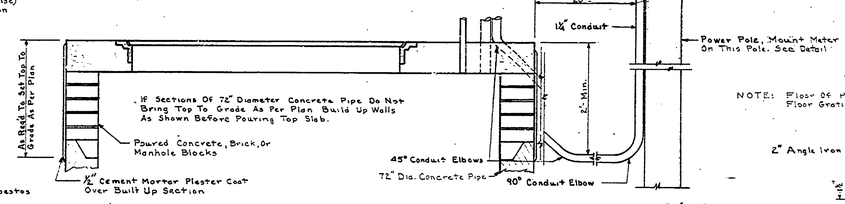

SECTION D-D

NOTE: Floor Of Platform Is To Be Floor Grating Or Floor Plate.

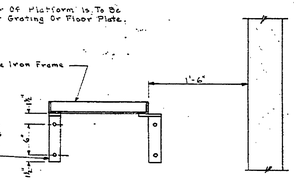

SECTION F-F

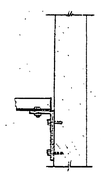

SECTION G-G

PLATFORM DETAIL

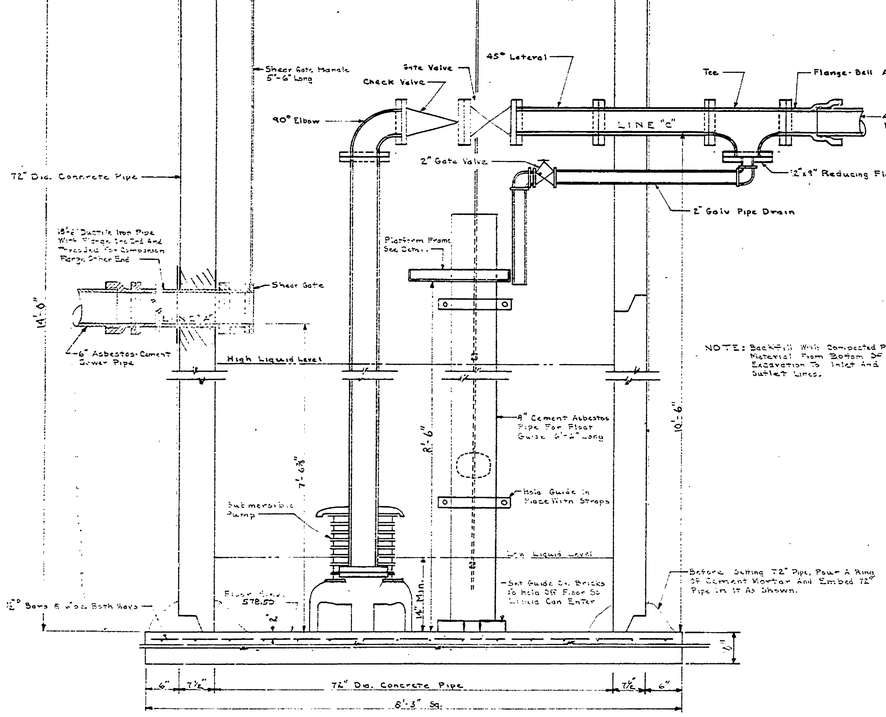

SECTION C-C WITH DRAIN IN SECTION

NOTE: Backfill With Compacted Porous Material From Bottom Of Excavation To Inlet And Outlet Lines.

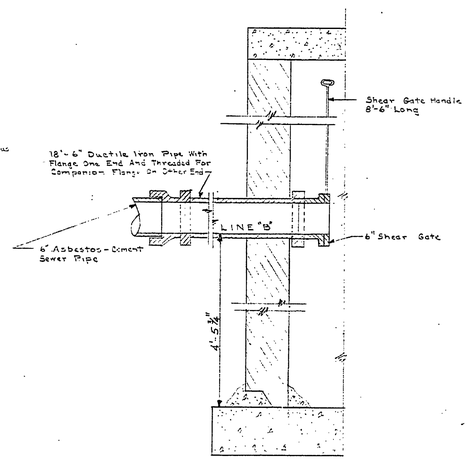

SECTION H-H

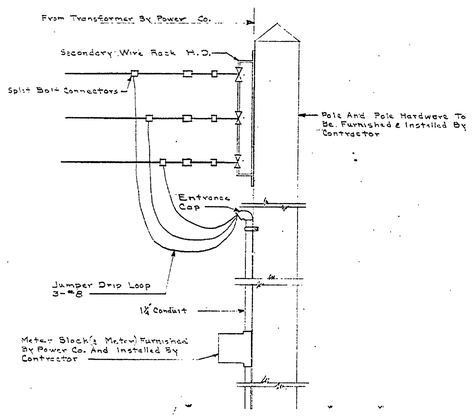

METER MOUNTING DETAIL

REVISIONS			
NO.	DATE	BY	
1			
2			
3			
4			
5			
6			

APPROVED BY		
ASSISTANT CHIEF IN CHARGE OF DESIGN	Alfred Caldwell	DATE 8-7-62

REVIEWED BY SECTIONS		DATE
ARCHITECTURAL	J.J.P.	8-4-62
ENGINEERING	J.J.P.	8-4-62
LANDSCAPE	J.J.P.	8-4-62

DRAWN BY	B.H.G.
TRACED BY	
CHECKED BY	E.J.P.
DATE	13 July 1962

WET WELL AND PUMP STATION

MICHIGAN
DEPARTMENT OF CONSERVATION
PARKS AND RECREATION DIVISION

SLEEPER STATE PARK
CENTRAL SEWAGE DISPOSAL SYSTEM
Scale 1" = 1'-0"

SHEET NO. 4 OF 6

PLAN NO. E-117