COMMERCIAL BLUEPRINT SERVICE 600 8-61

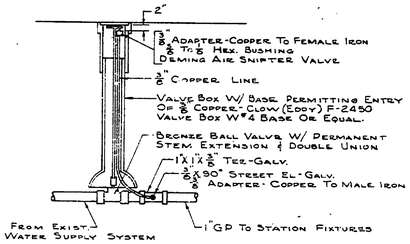

BALL VALVE & BOX W/ AIR LINE

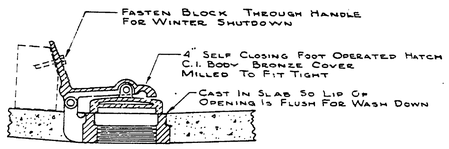

HATCH & COVER SECTION DETAIL

Varec Fig. 46
Vapor Recovery Systems Co.
2820 N. Alameda
Compton, Calif.

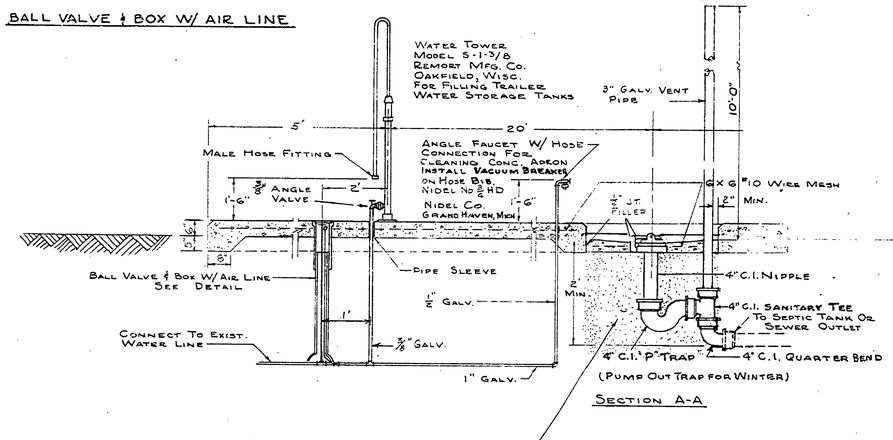

SECTION A-A

NOTE: CENTER 4'SQ. AREA TO BE SAND FILL TO BOTTOM OF SEWER PIPE.

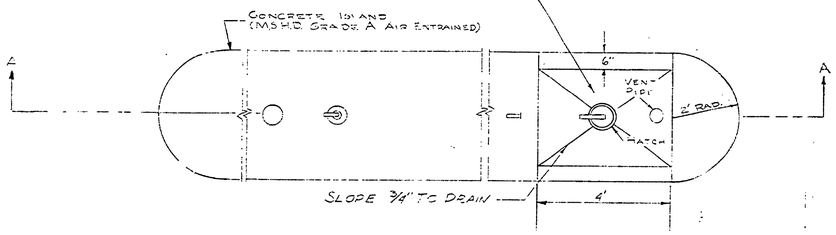

PLAN

WATER SUPPLY AND SEWAGE DISPOSAL ISLAND
Scale 1" = 5'

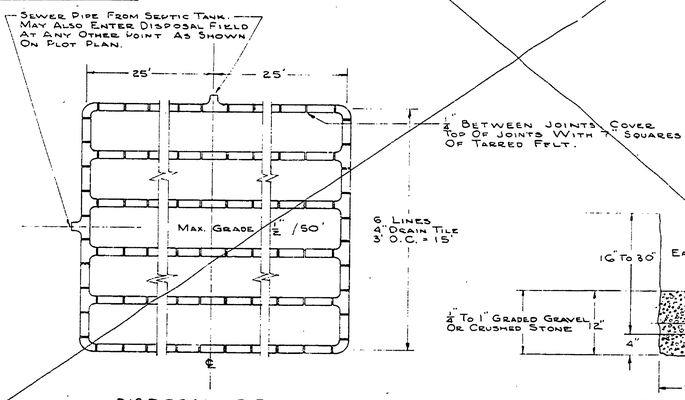

DISPOSAL FIELD

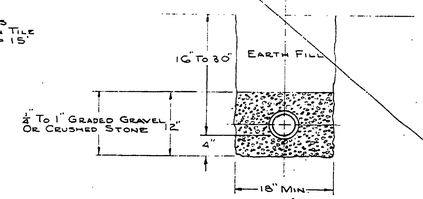

TYP. SECTION

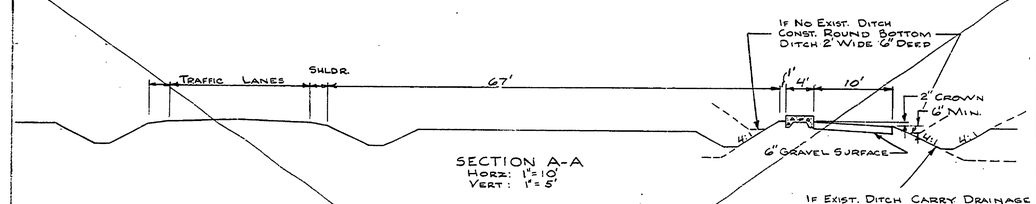

SECTION A-A
Horz: 1" = 10'
Vert: 1" = 5'

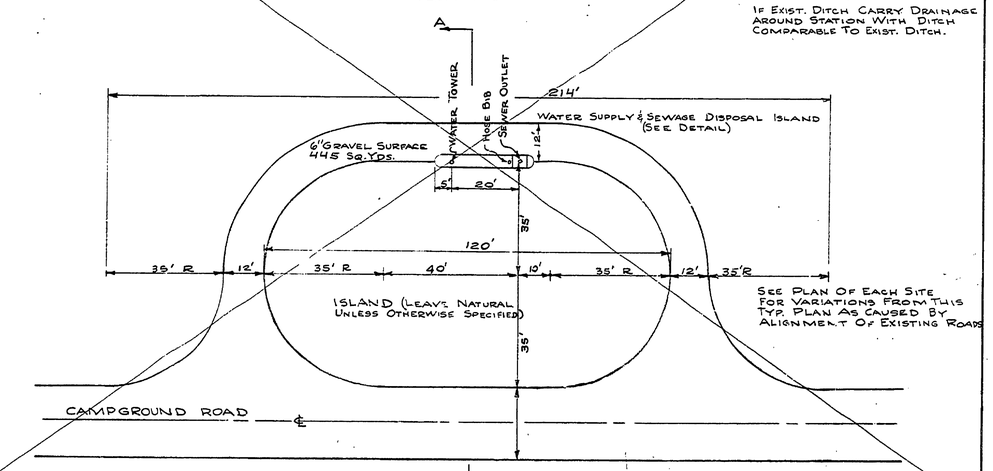

TYPICAL PLAN
Scale 1" = 20'

CONSERVATION COMMISSION APPROVAL
BY: DATE:
DESIGN:
RECOMMENDED FOR APPROVAL: A. J. Hanna 2-19-67 DESIGNER DATE
RECOMMENDED FOR APPROVAL: Ed Pastel 3-5-67 DIRECTOR OF DESIGN DATE
COMMISSION APPROVAL
BY: DATE:
MICHIGAN DEPARTMENT OF CONSERVATION
APPROVED: CHIEF ENGR. DIR.
PLAN NO. | PROJECT NUMBER | SHEET OF

SURVEYED BY		DRAWN BY	
DESIGNED BY	W.W.D. 12-66 DATE	CHECKED BY	DATE

NO.	DATE	BY	REVISIONS	NO.	DATE	BY	REVISIONS
1.				3.			
2.				4.			

MICHIGAN
DEPARTMENT OF CONSERVATION

SANITATION STATION

SHEET NO. 2 OF 2
FOR PROJECT NO. PA-258-1604-300-013, F5

SLEEPER STATE PARK
SANITATION STATION
SHEET ___ OF ___ | PLAN NO. E-119