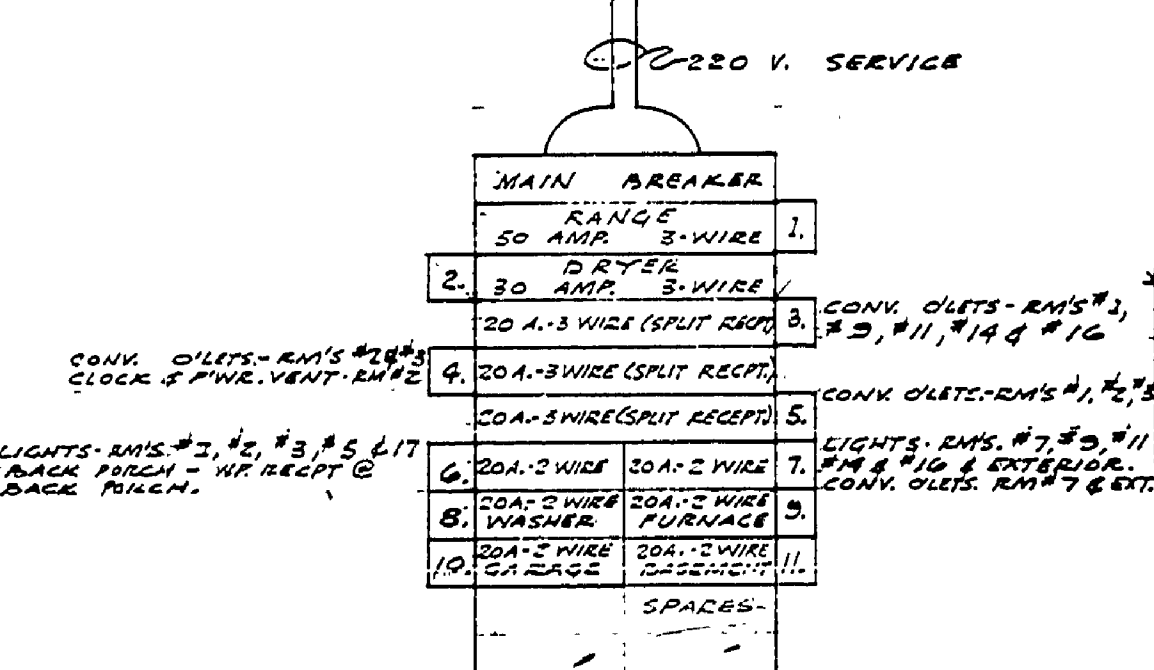
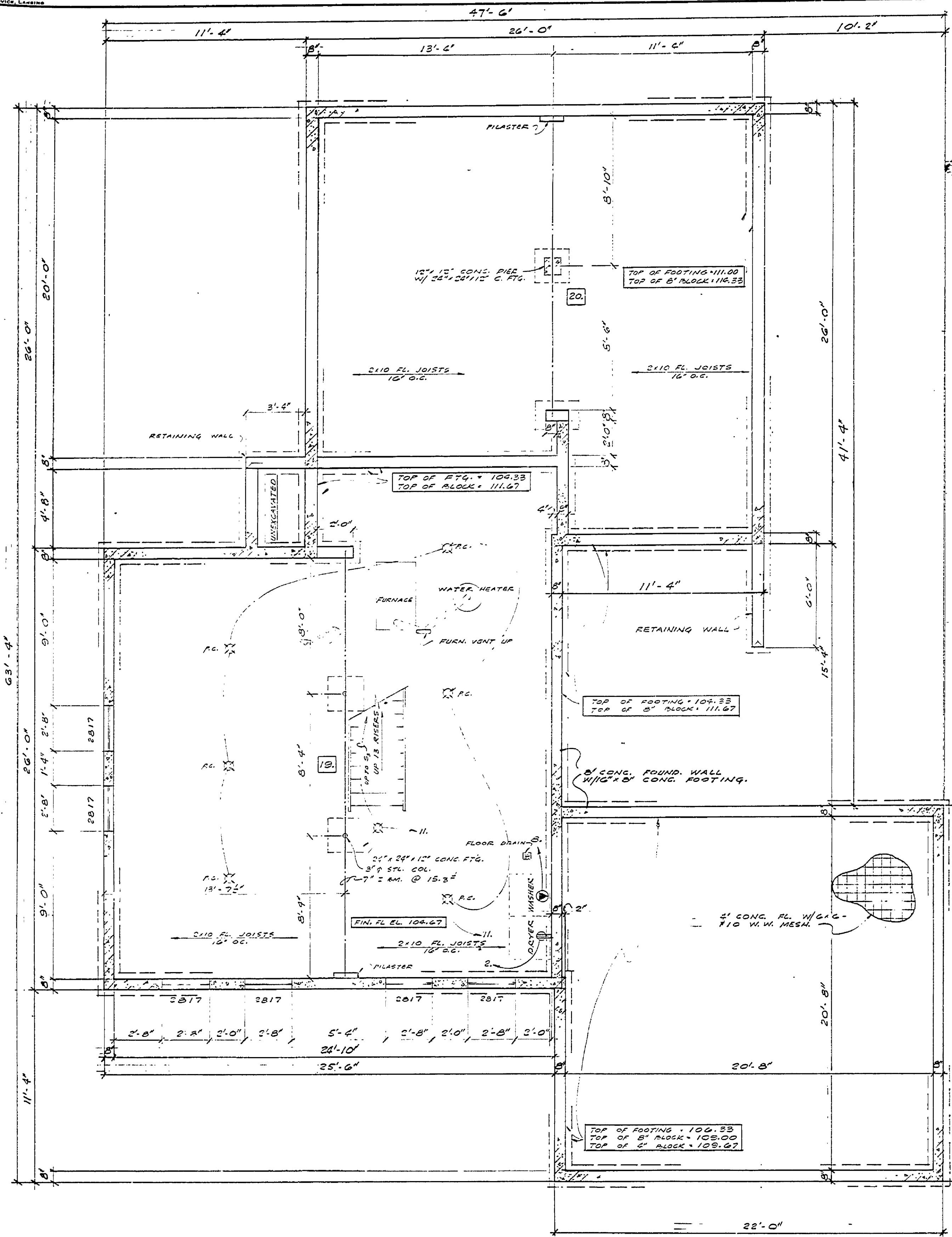
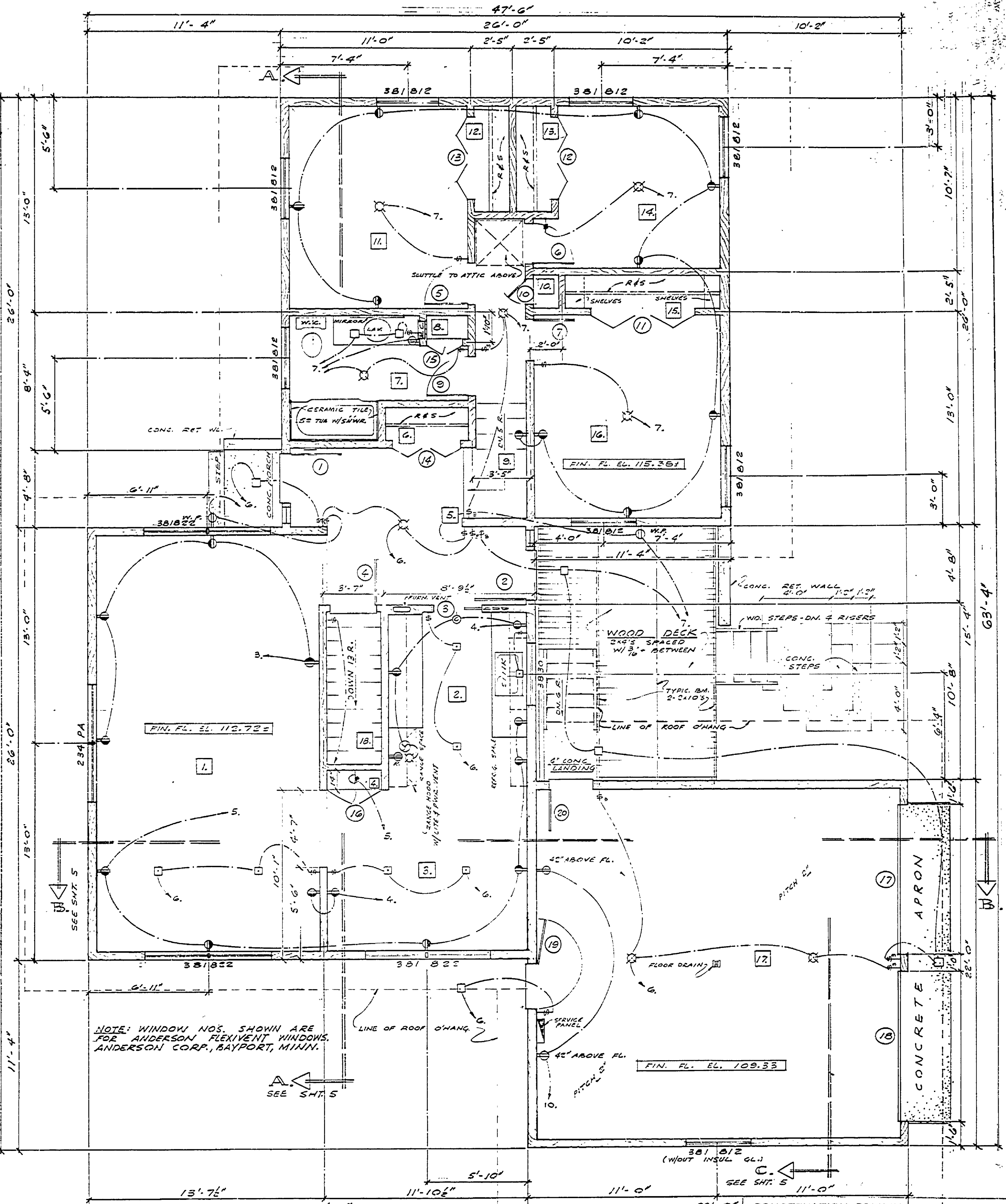
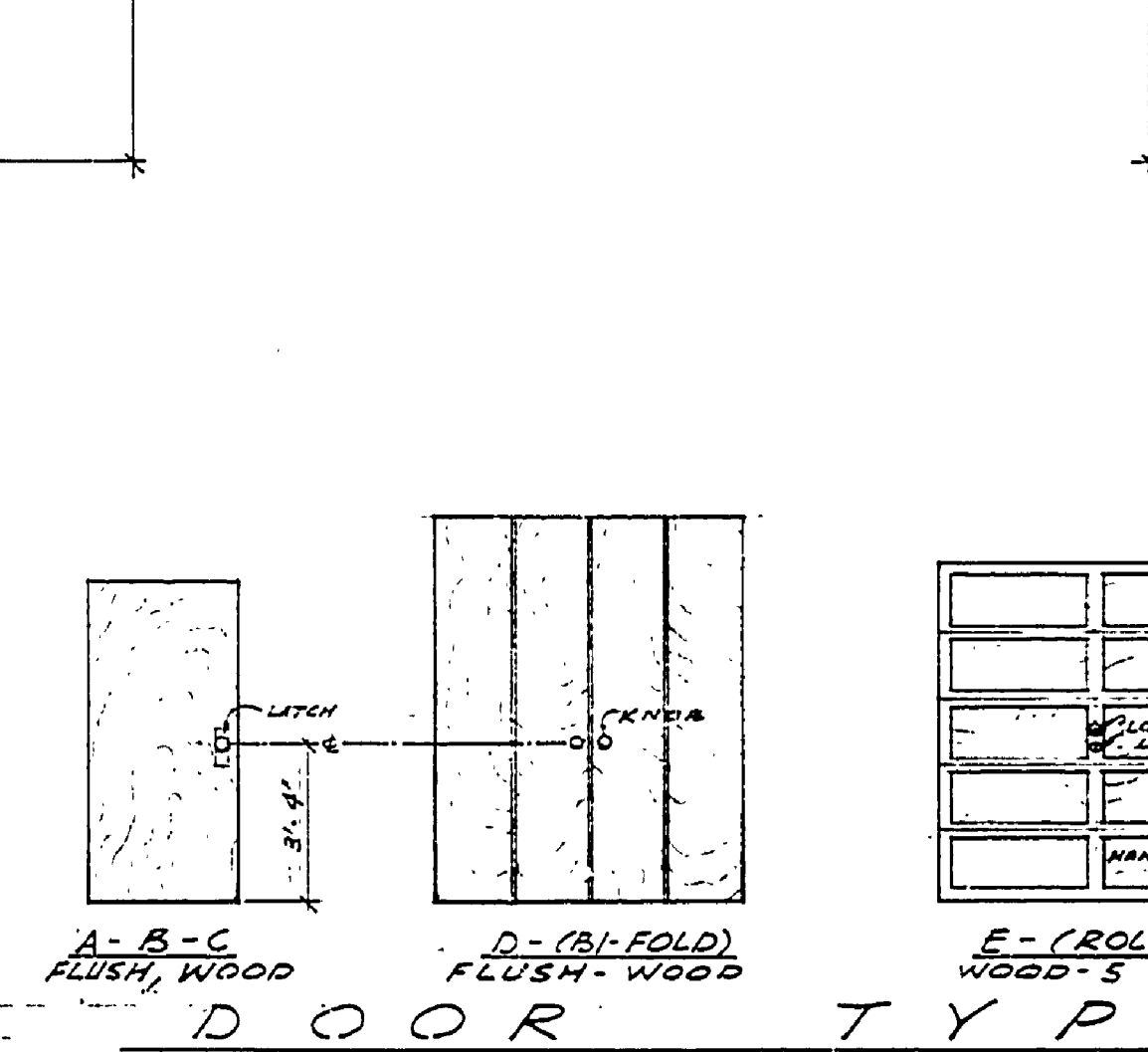


DESIGNED BY	WJ	DATE	10-22-52
DRAWN BY	WJ	REVIEWED	
CHECKED BY	WJ	ARCHITECTURAL ENGINEERING	
		LANDSCAPE	



ROOM NUMBER	FLOOR	BASE	WALL	CEIL.	TRIM	REMARKS
1	LIVING RM.					
2	KITCHEN					
3	DINING RM.					
4	CHINA CAB.					
5	ENTRY					
6	BATH CLOS.					
7	BATH RM.					
8	LINEN CLOS.					
9	HALL STAIR					
10	BEDROOM CLOS.					
11	BED ROOM					
12	B.R. CLOS.					
13	B.R. CLOS.					
14	B.R. CLOS.					
15	B.R. CLOS.					
16	BED ROOM					
17	CARAGE					
18	BATH STAIR					
19	BASEMENT					
20	CRAWL SPACE					

NUMBER	THICKNESS	WIDTH	HEIGHT	REMARKS
1	1 1/2"	36"	68"	
2	1 1/2"	36"	68"	
3	1 1/2"	36"	68"	
4	1 1/2"	36"	68"	
5	1 1/2"	36"	68"	
6	1 1/2"	36"	68"	
7	1 1/2"	36"	68"	
8	1 1/2"	36"	68"	
9	1 1/2"	36"	68"	
10	1 1/2"	36"	68"	
11	1 1/2"	36"	68"	
12	1 1/2"	36"	68"	
13	1 1/2"	36"	68"	
14	1 1/2"	36"	68"	
15	1 1/2"	36"	68"	
16	1 1/2"	36"	68"	
17	1 1/2"	36"	68"	
18	1 1/2"	36"	68"	
19	1 1/2"	36"	68"	
20	1 1/2"	36"	68"	



RECOMMENDED FOR APPROVAL:	DESIGN	DATE
DESIGNER		
IN CHARGE OF DESIGN		
SECTION CHIEF		
MICHIGAN DEPARTMENT OF CONSERVATION		
CHIEF ENGINEER		
PROJECT NUMBER	271	
SHEET NO.	2	
OF	2	