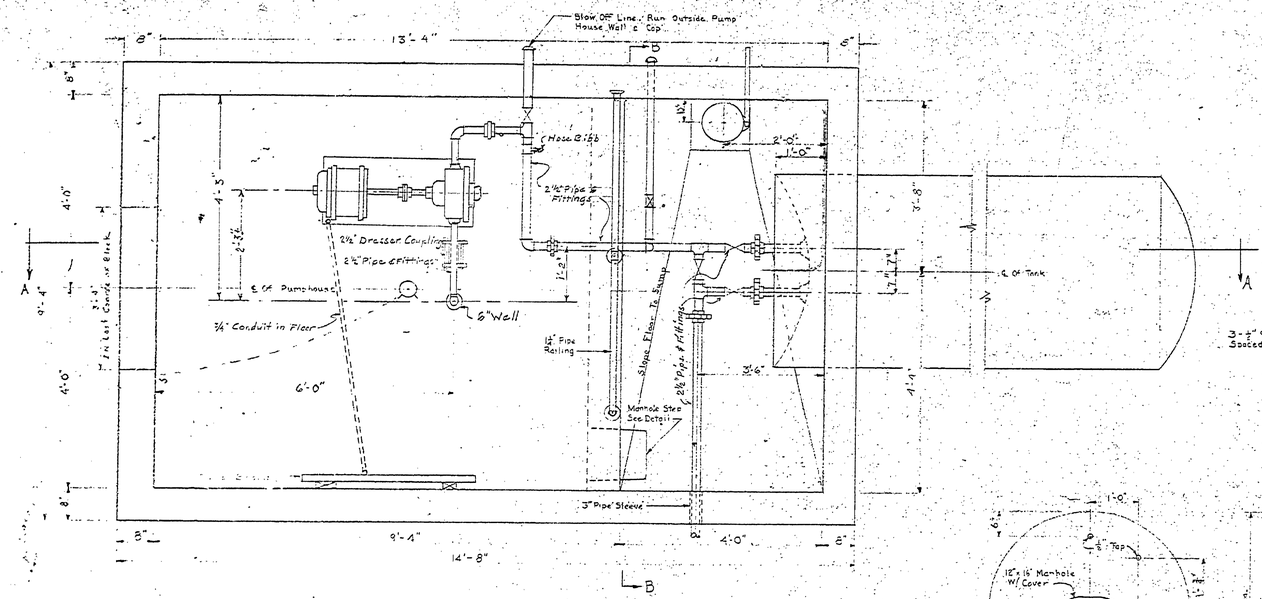

PLAN
Scale ¾" = 1'-0"

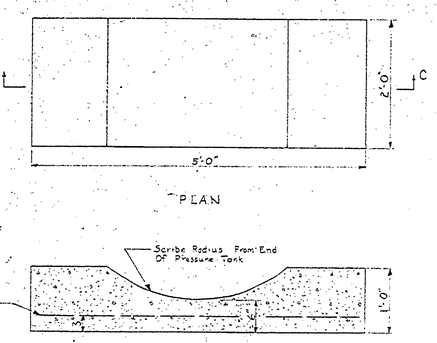

PLAN

SECTION C-C

TANK SUPPORT DETAIL
Scale 1" = 1'-0"

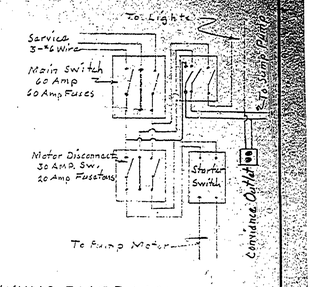

WIRING DIAGRAM

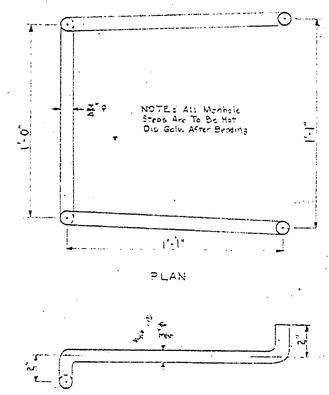

PLAN

ELEVATION

MANHOLE STEP DETAIL
Scale 3" = 1'-0"

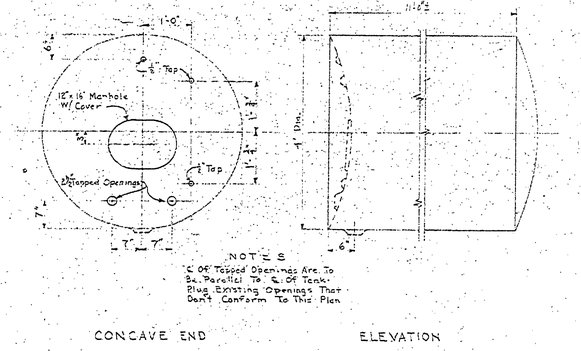

NOTES
℄ Of Tapped Openings Are To Be Parallel To ℄ Of Tank, Plus Existing Openings That Don't Conform To This Plan

CONCAVE END ELEVATION

PRESSURE TANK DETAIL
Scale ¾" = 1'-0"

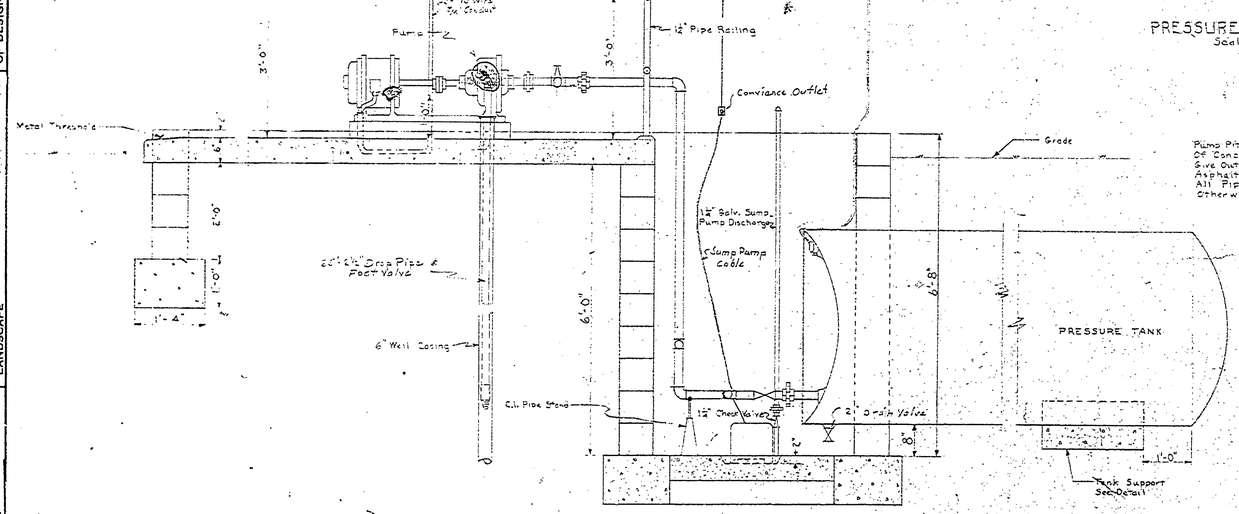

SECTION A-A
Scale ¾" = 1'-0"

NOTES
Pump Pit And Foundation Walls Are To Be Constructed Of Concrete Block.
Give Outside Walls Of Pump Pit Two Coats Of Bituminous Asphalt Foundation Paint over ½" Mortar Plaster
All Piping In The Pumphouse Is 2½" Galv. Unless Otherwise Noted.

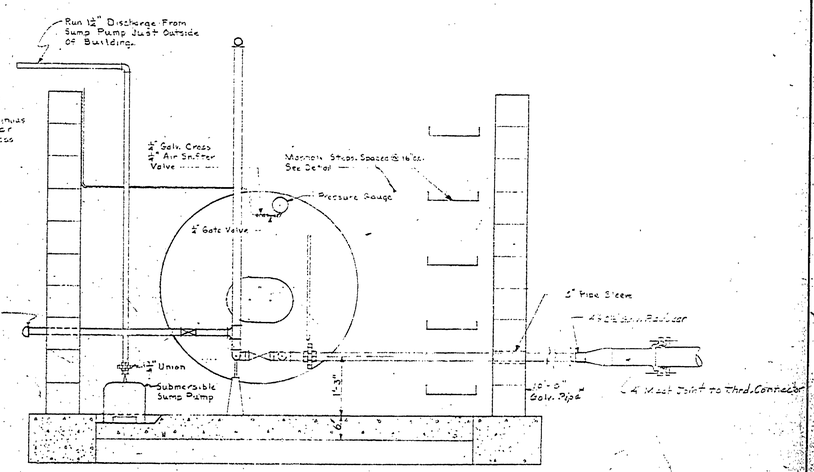

SECTION B-B WITH SUMP IN SECTION
Scale ¾" = 1'-0"

REVISIONS			
NO.	DATE	BY	
1			
2			
3			
4			
5			
6			

DRAWN BY	B.H.G.	
TRACED BY	E.J.P.	
CHECKED BY		
DATE	2-25-55	

REVIEWED BY SECTIONS		DATE
ARCHITECTURAL	J.T.	
ENGINEERING	H.C.H.	2-25-55
LANDSCAPE		

APPROVED BY
ASSISTANT CHIEF IN CHARGE OF DESIGN — DATE

PUMPHOUSE PIPING AND FOUNDATION PLAN

MICHIGAN
DEPARTMENT OF CONSERVATION
PARKS AND RECREATION DIVISION

HIGGINSLAKE STATE PARK
CAMP GRD. WATER SYSTEM EXT.
SCALE AS SHOWN

SHEET NO. 2 OF 3

PLAN NO. E-111