COMMERCIAL BLUEPRINT SERVICE 600 6-65

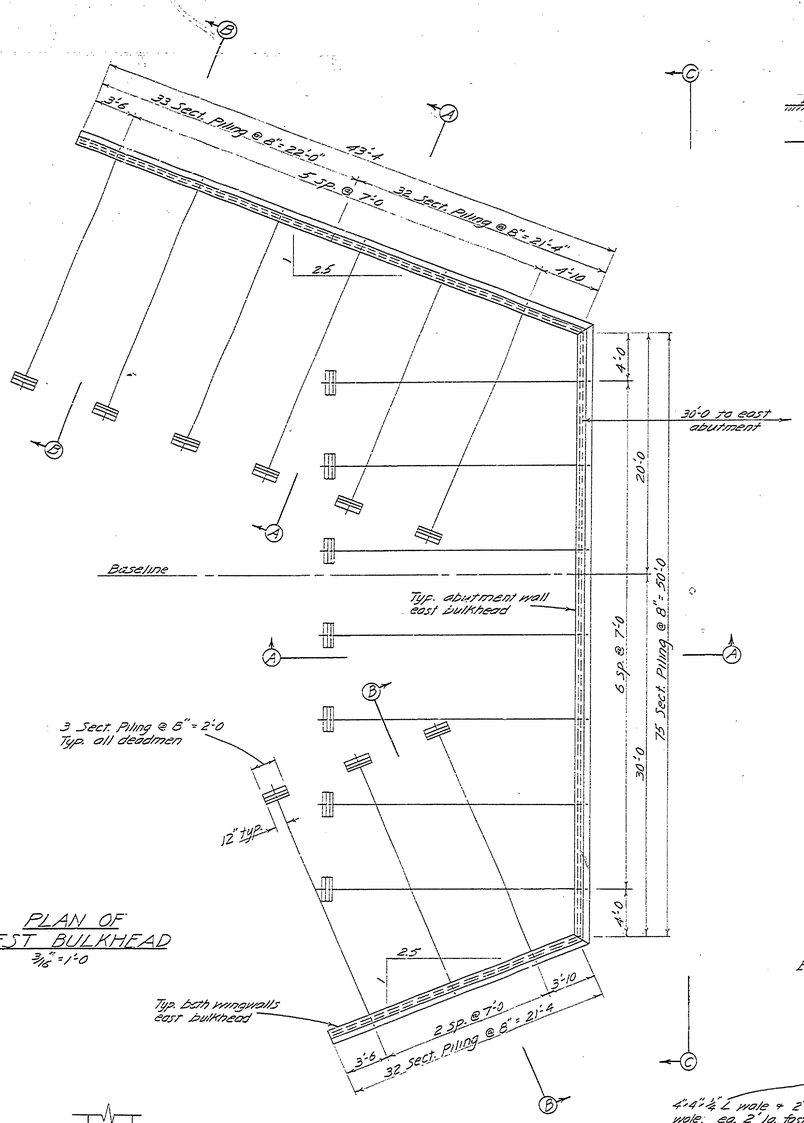

PLAN OF WEST BULKHEAD
3/16" = 1'-0

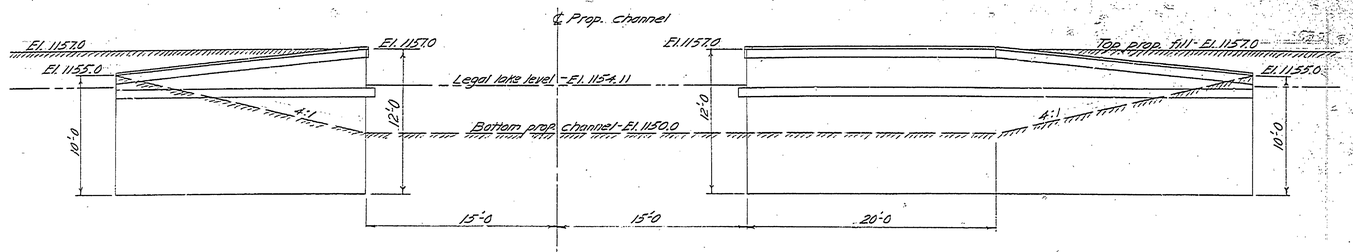

LAGOON SIDE - E. + W. HALVES
LAKE SIDE - E. HALF ONLY

ELEVATION
3/16" = 1'-0

LAKE SIDE - W. HALF ONLY

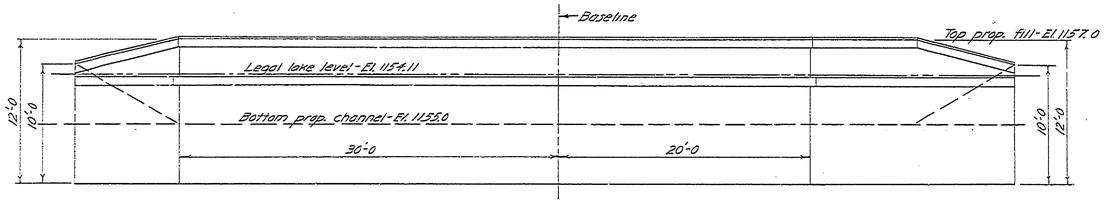

SECTION C-C
3/16" = 1'-0

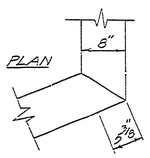

CORNER CUT FOR 8"x8" WALE
1" = 1'-0

GENERAL NOTES

1. All timbers and sheeting shall be rough sawed, full dimension, pressure treated, f = 1200 psi.
2. 8"x8" wales - min. length 14' with joints at midpoint between tie rods.
3. 2"x8" wales and top plate - min. length 7'. Stagger joints of top wales by 3' min.

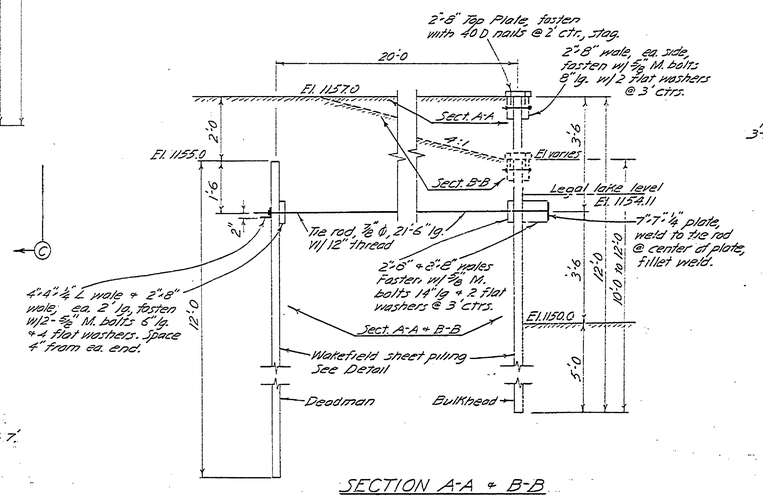

SECTION A-A + B-B
1/2" = 1'-0

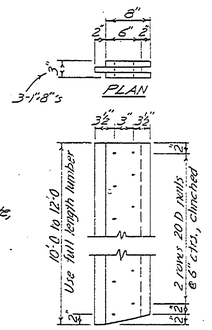

DETAIL OF WAKEFIELD SHEET PILING
1" = 1'-0

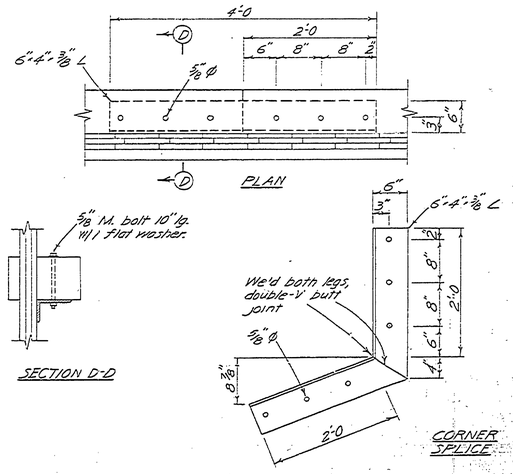

SPLICE DETAIL FOR 8"x8" WALE
1" = 1'-0

SURVEYED BY K. Jansma	5-65	DRAWN BY K. Jansma	6-65	NO.	DATE	BY	REVISIONS	NO.	DATE	BY	REVISIONS	MICHIGAN DEPARTMENT OF CONSERVATION	BOAT BASIN INLET BULKHEAD
DESIGNED BY K. Jansma	6-65	CHECKED BY		1.				3.					
	DATE		DATE	2.				4.					

SHEET NO. 2 OF 2
FOR PROJECT NO. PR 58-258-300-007

HIGGINS LAKE STATE PARK
SHEET 2 OF 2 | PLAN NO. F-122